

2020-21 Texas Academic Performance Report (TAPR)



District Name: AUSTIN ISD

Campus Name: BLANTON EL

Campus Number: 227901106

2021 Accountability Rating: Not Rated: Declared State of Disaster

This page is intentionally blank.



Texas Education Agency
2020-21 STAAR Performance (TAPR)
BLANTON EL (227901106) - AUSTIN ISD - TRAVIS COUNTY

Due to the cancellation of spring 2020 STAAR, 2021 and 2019 STAAR data are shown.

	School Year	State	District	Campus	African American	Hispanic	White	American Indian	Asian	Pacific Islander	Two or More Races	Special Ed (Current)	Special Ed (Former)	Continuously Enrolled	Non-Continuously Enrolled	Econ Disadv	EB/EL (Current & Monitored)
At Approaches Grade Level or Above	2021	53%	51%	31%	*	14%	100%	*	-	-	*	*	*	33%	25%	18%	15%
	2019	67%	71%	55%	*	43%	92%	-	-	-	-	30%	*	53%	57%	35%	39%
At Meets Grade Level or Above	2021	27%	28%	21%	*	11%	67%	*	-	-	*	*	*	26%	8%	11%	5%
	2019	35%	42%	34%	*	19%	85%	-	-	-	-	30%	*	31%	39%	13%	7%
At Masters Grade Level	2021	8%	10%	5%	*	0%	33%	*	-	-	*	*	*	7%	0%	0%	0%
	2019	11%	15%	13%	*	9%	23%	-	-	-	-	20%	*	6%	21%	5%	0%
Grade 5 Reading+																	
At Approaches Grade Level or Above	2021	73%	74%	70%	*	59%	92%	*	*	-	*	60%	-	73%	60%	55%	52%
	2019	86%	88%	84%	86%	83%	88%	-	-	-	-	63%	-	84%	86%	81%	88%
At Meets Grade Level or Above	2021	46%	51%	54%	*	41%	92%	*	*	-	*	50%	-	60%	30%	29%	19%
	2019	54%	58%	59%	43%	55%	88%	-	-	-	-	50%	-	62%	43%	50%	71%
At Masters Grade Level	2021	30%	36%	44%	*	28%	83%	*	*	-	*	30%	-	50%	20%	16%	14%
	2019	29%	34%	36%	29%	28%	75%	-	-	-	-	25%	-	35%	43%	28%	29%
Grade 5 Mathematics+																	
At Approaches Grade Level or Above	2021	70%	63%	74%	*	68%	92%	*	*	-	*	70%	-	83%	40%	59%	62%
	2019	90%	91%	86%	71%	86%	100%	-	-	-	-	63%	-	86%	86%	83%	88%
At Meets Grade Level or Above	2021	44%	40%	56%	*	48%	85%	*	*	-	*	40%	-	63%	30%	41%	33%
	2019	58%	60%	73%	57%	72%	88%	-	-	-	-	50%	-	76%	57%	67%	88%
At Masters Grade Level	2021	25%	23%	38%	*	23%	85%	*	*	-	*	20%	-	43%	20%	16%	14%
	2019	36%	38%	50%	0%	55%	75%	-	-	-	-	13%	-	51%	43%	42%	71%
Grade 5 Science																	
At Approaches Grade Level or Above	2021	62%	57%	54%	*	39%	92%	*	*	-	*	50%	-	58%	40%	31%	25%
	2019	75%	74%	77%	57%	76%	100%	-	-	-	-	63%	-	76%	83%	72%	76%
At Meets Grade Level or Above	2021	31%	31%	34%	*	16%	69%	*	*	-	*	50%	-	35%	30%	13%	0%
	2019	49%	49%	56%	43%	52%	86%	-	-	-	-	50%	-	59%	33%	47%	59%
At Masters Grade Level	2021	13%	14%	22%	*	13%	54%	*	*	-	*	10%	-	28%	0%	9%	0%
	2019	24%	24%	23%	0%	17%	71%	-	-	-	-	0%	-	22%	33%	14%	18%
All Grades All Subjects																	
At Approaches Grade Level or Above	2021	67%	63%	59%	22%	47%	89%	44%	40%	*	100%	63%	30%	64%	40%	38%	36%
	2019	78%	78%	72%	76%	64%	95%	-	-	-	67%	51%	38%	73%	69%	62%	64%

Texas Education Agency
2020-21 STAAR Performance (TAPR)
BLANTON EL (227901106) - AUSTIN ISD - TRAVIS COUNTY

Due to the cancellation of spring 2020 STAAR, 2021 and 2019 STAAR data are shown.

- * Indicates results are masked due to small numbers to protect student confidentiality.
- Indicates there are no students in the group.
- + Indicates that rates for reading and mathematics are based on the cumulative results from the first and second administrations of STAAR.



Texas Education Agency
2020-21 Bilingual Education/English as a Second Language (Current EB Students/EL) (TAPR)
BLANTON EL (227901106) - AUSTIN ISD - TRAVIS COUNTY

Due to the cancellation of spring 2020 STAAR, 2021 and 2019 STAAR data are shown.

	School Year	State	District	Campus	Total Bilingual							

Texas Education Agency
 2020-21 STAAR Participation (TAPR)
 BLANTON EL (227901106) - AUSTIN ISD - TRAVIS COUNTY

Due to the cancellation of spring 2020 STAAR, 2021 and 2019 STAAR data are shown.

	State	District	Campus	African American	Hispanic	White	American Indian	Asian	Pacific Islander	Two or More Races	Special Ed (Current)	Special Ed (Former)	Continuously Enrolled	Non-Continuously Enrolled	Econ Disadv	EB/EL (Current & Monitored)
2021 STAAR Participation (All Grades)																
All Tests																
Assessment Participant	88%	62%	72%	64%	73%	66%	100%	82%	100%	76%	73%	100%	71%	75%	75%	78%
Included in Accountability	83%	58%	65%	43%	67%	66%	100%	45%	40%	67%	60%	77%	69%	53%		

Texas Education Agency
 2020-21 Attendance, Graduation, and Dropout Rates (TAPR)
 BLANTON EL (227901106) - AUSTIN ISD - TRAVIS COUNTY

	State	District	Campus	African American	Hispanic	White	American Indian	Asian	Pacific Islander	Two or More Races	Special Ed	Econ Disadv	EB/EL
Attendance Rate													
2019-20	98.3%	98.3%	98.8%	97.7%	98.8%	99.1%	*	*	*	*	97.8%	98.7%	99.2%
2018-19	95.4%	95.0%	96.0%	94.1%	95.9%	97.0%	-	*	*	*	95.0%	95.4%	97.3%
Chronic Absenteeism													
2019-20	6.7%	8.9%	4.6%	8.8%	5.1%	1.8%	*	0.0%	*	12.5%	10.2%	6.4%	3.5%
2018-19	11.4%	13.2%	10.4%	23.1%	11.9%	1.1%	-	*	*	16.7%	13.3%	14.1%	3.8%

Texas Education Agency
 2020-21 Attendance, Graduation, and Dropout Rates (TAPR)
 BLANTON EL (227901106) - AUSTIN ISD - TRAVIS COUNTY

	State	District	Campus	African American	Hispanic	White	American Indian	Asian	Pacific Islander	Two or More Races	Special Ed	Econ Disadv	EB/EL
Class of 2020	83.5%	91.2%	-	-	-	-	-	-	-	-	-	-	-
Class of 2019	83.5%	90.3%	-	-	-	-	-	-	-	-	-	-	-
RHSP/DAP/FHSP-E/FHSP-DLA Graduates (Longitudinal Rate)													
Class of 2020	87.8%	93.7%	-	-	-	-	-	-	-	-	-	-	-
Class of 2019	87.6%	92.3%	-	-	-	-	-	-	-	-	-	-	-
RHSP/DAP Graduates (Annual Rate)													
2019-20	38.6%	2.8%	-	-	-	-	-	-	-	-	-	-	-
2018-19	32.7%	6.4%	-	-	-	-	-	-	-	-	-	-	-
FHSP-E Graduates (Annual Rate)													
2019-20	4.4%	2.8%	-	-	-	-	-	-	-	-	-	-	-
2018-19	4.4%	2.0%	-	-	-	-	-	-	-	-	-	-	-
FHSP-DLA Graduates (Annual Rate)													
2019-20	81.8%	89.4%	-	-	-	-	-	-	-	-	-	-	-
2018-19	82.1%	88.2%	-	-	-	-	-	-	-	-	-	-	-
RHSP/DAP/FHSP-E/FHSP-DLA Graduates (Annual Rate)													
2019-20	85.8%	91.4%	-	-	-	-	-	-	-	-	-	-	-
2018-19	85.9%	89.3%	-	-	-	-	-	-	-	-	-	-	-

Texas Education Agency
 2020-21 Graduation Profile (TAPR)
 BLANTON EL (227901106) - AUSTIN ISD - TRAVIS COUNTY

	Campus Count	Campus Percent	District Count	State Count
Graduatesf(2019-20 Annual Graduates)				
Total Graduates	-	-	4,530	360,220
By Ethnicity:				
African American	-	-	343	44,729
Hispanic	-	-	2,337	184,060
White	-	-	1,473	105,215
American Indian	-	-	6	1,226
Asian	-	-	241	17,126





Texas Education Agency
2020-21 College, Career, and Military Readiness (CCMR) (TAPR)
BLANTON EL (227901106) - AUSTIN ISD - TRAVIS COUNTY

There is no data for this campus.

Texas Education Agency
2020-21 CCMR-Related Indicators (TAPR)
BLANTON EL (227901106) - AUSTIN ISD - TRAVIS COUNTY

There is no data for this campus.



Texas Education Agency
2020-21 Student Information (TAPR)
BLANTON EL (227901106) - AUSTIN ISD - TRAVIS COUNTY

Student Information	--Non-Special Education Rates--			---Special Education Rates---		
	Campus	District	State	Campus	District	State
Retention Rates by Grade:						
Kindergarten	0.9%	0.9%	1.4%	0.0%	2.2%	4.8%
Grade 1	1.4%	0.6%	1.9%	0.0%	2.1%	3.2%
Grade 2	0.0%	0.5%	1.0%	0.0%	0.5%	1.4%
Grade 3	0.0%	0.2%	0.5%	0.0%	0.2%	0.6%
Grade 4	0.0%	0.1%	0.3%	0.0%	0.6%	0.4%
Grade 5	0.0%	0.1%	0.2%	0.0%	0.5%	0.3%
Grade 6	-	0.0%	0.2%	-	0.0%	0.3%
Grade 7	-	0.2%	0.3%	-	0.0%	0.3%
Grade 8	-	0.0%	0.2%	-	0.0%	0.4%
Grade 9	-	2.3%	4.7%	-	6.9%	7.8%

Class Size Averages by Grade and Subject
(Derived from teacher responsibility records):

Class Size Information	Campus	District	State
Elementary:			
Kindergarten	17.5	17.1	17.7
Grade 1	17.6	17.4	18.0
Grade 2	16.7	16.4	18.0
Grade 3	16.4	16.4	18.2
Grade 4	12.4	17.0	18.3
Grade 5	18.1	21.0	19.8
Grade 6	-	19.5	19.4
Secondary:			
English/Language Arts			

