





This page is intentionally blank.








Texas Education Agency  
 2020-21 STAAR Performance (TAPR)  
 SMALL MIDDLE (227901060) - AUSTIN ISD - TRAVIS COUNTY

Due to the cancellation of spring 2020 STAAR, 2021 and 2019 STAAR data are shown.

	School Year	State	District	Campus	African American	Hispanic	White	American Indian	Asian	Pacific Islander	Two or More Races	Special Ed (Current)	Special Ed (Former)	Continuously Enrolled	Non-Continuously Enrolled	Econ Disadv	EB/EL (Current & Monitored)





Texas Education Agency  
2018-19 Progress (TAPR)  
SMALL MIDDLE (227901060) - AUSTIN ISD - TRAVIS COUNTY

Due to the cancellation of spring 2020 STAAR, 2019 and 2018 progress data are shown.

	School Year	State	District	Campus	African American	Hispanic	White	American Indian	Asian	Pacific Islander	Two or More Races	Special Ed (Current)	Special Ed (Former)	Continuously Enrolled	Non-Continuously Enrolled	Econ Disadv	EB/EL (Current & Monitored)
School Progress Domain - Academic Growth Score by Grade and Subject																	
Grade 6 ELA/Reading	2019	42	39	51	21	43	58	-	60	*	68	44	88	50	54	41	47
	2018	47	48	56	29	51	61	-	76	-	63	46	71	55	61	44	40
Grade 6 Mathematics	2019	54	45	59	42	47	69	-	85	*	60	36	31	57	66	41	46
	2018	56	48	62	46	55	68	-	92	-	58	51	80	63	58	61	66
Grade 7 ELA/Reading	2019	77	73	79	85	73	81	-	91	*	88	70	81	80	73	75	80
	2018	76	76	75	100	73	73	-	94	*	75	53	100	74	77	67	75
Grade 7 Mathematics	2019	62	55	41	15	43	43	-	*	*	30	32	*	41	40	31	38
	2018	67	65	67	60	63	74	-	*	*	55	69	*	64	77	67	60
Grade 8 ELA/Reading	2019	77	79	80	75	78	81	-	92	*	80	66	43	79	84	74	80
	2018	79	82	82	71	83	82	*	90	-	87	84	100	84	77	77	89
Grade 8 Mathematics	2019	82	72	74	40	77	72	-	64	*	74	73	50	75	69	72	86
	2018	81	73	76	73	77	74	-	82	-	75	77	90	75	76	75	75
End of Course Algebra I	2019	75	81	85	100	89	80	-	100	-	82	*	*	86	80	53	93
	2018	72	81	95	*	96	94	*	100	-	100	*	100	95	98	93	100
All Grades Both Subjects	2019	69	68	68													









Texas Education Agency  
2020-21 STAAR Participation (TAPR)  
SMALL MIDDLE (227901060) - AUSTIN ISD - TRAVIS COUNTY

Due to the cancellation of spring 2020 STAAR, 2021 and 2019 STAAR data are shown.






Texas Education Agency  
2020-21 Attendance, Graduation, and Dropout Rates (TAPR)  
SMALL MIDDLE (227901060) - AUSTIN ISD - TRAVIS COUNTY

African

	State	District	Campus	African American						
--	-------	----------	--------	------------------	--	--	--	--	--	--



Texas Education Agency  
 2020-21 Attendance, Graduation, and Dropout Rates (TAPR)  
 SMALL MIDDLE (227901060) - AUSTIN ISD - TRAVIS COUNTY

	State	District	Campus	African American	Hispanic	White	American Indian	Asian	Pacific Islander	Two or More Races	Special Ed	Econ Disadv	EB/EL
Class of 2020	83.5%	91.2%	-	-	-	-	-	-	-	-	-	-	-
Class of 2019	83.5%	90.3%	-	-	-	-	-	-	-	-	-	-	-
RHSP/DAP/FHSP-E/FHSP-DLA Graduates (Longitudinal Rate)													
Class of 2020	87.8%	93.7%	-	-	-	-	-	-	-	-	-	-	-
Class of 2019	87.6%	92.3%	-	-	-	-	-	-	-	-	-	-	-
RHSP/DAP Graduates (Annual Rate)													
2019-20	38.6%	2.8%	-	-	-	-	-	-	-	-	-	-	-
2018-19	32.7%	6.4%	-	-	-	-	-	-	-	-	-	-	-
FHSP-E Graduates (Annual Rate)													
2019-20	4.4%	2.8%	-	-	-	-	-	-	-	-	-	-	-
2018-19	4.4%	2.0%	-	-	-	-	-	-	-	-	-	-	-
FHSP-DLA Graduates (Annual Rate)													
2019-20	81.8%	89.4%	-	-	-	-	-	-	-	-	-	-	-
2018-19	82.1%	88.2%	-	-	-	-	-	-	-	-	-	-	-
RHSP/DAP/FHSP-E/FHSP-DLA Graduates (Annual Rate)													
2019-20	85.8%	91.4%	-	-	-	-	-	-	-	-	-	-	-
2018-19	85.9%	89.3%	-	-	-	-	-	-	-	-	-	-	-

Texas Education Agency  
 2020-21 Graduation Profile (TAPR)  
 SMALL MIDDLE (227901060) - AUSTIN ISD - TRAVIS COUNTY

	Campus Count	Campus Percent	District Count	State Count
Graduates(2019-20 Annual Graduates)				
Total Graduates	-	-	4,530	360,220
<b>By Ethnicity:</b>				
African American	-	-	343	44,729
Hispanic	-	-	2,337	184,060
White	-	-	1,473	105,215
American Indian	-	-	6	1,226
Asian	-	-	241	17,126
Pacific Islander	-	-	4	557
Two or More Races	-	-	126	7,307
<b>By Graduation Type:</b>				
Minimum H.S. Program	-	-	35	1,512
Recommended H.S. Program	0	0.0000	0	512



Texas Education Agency  
2020-21 College, Career, and Military Readiness (CCMR) (TAPR)  
SMALL MIDDLE (227901060) - AUSTIN ISD - TRAVIS COUNTY

There is no data for this campus.

Texas Education Agency  
2020-21 CCMR-Related Indicators (TAPR)  
SMALL MIDDLE (227901060) - AUSTIN ISD - TRAVIS COUNTY

There is no data for this campus.




Texas Education Agency  
2020-21 Other Postsecondary Indicators (TAPR)  
SMALL MIDDLE (227901060) - AUSTIN ISD - TRAVIS COUNTY

There is no data for this campus.

Texas Education Agency  
 2020-21 Student Information (TAPR)  
 SMALL MIDDLE (227901060) - AUSTIN ISD - TRAVIS COUNTY

Student Information	Membership				Enrollment			
	Campus		District	State	Campus		District	State
	Count	Percent			Count	Percent		
Total Students	1,181	100.0%	74,725	5,359,040	1,181	100.0%	74,871	5,371,586
Students by Grade:								



Texas Education Agency  
2020-21 Student Information (TAPR)  
SMALL MIDDLE (227901060) - AUSTIN ISD - TRAVIS COUNTY

Student Information	Membership				Enrollment			
	Campus		District	State	Campus		District	State
	Count	Percent			Count	Percent		
Homeless	5	0.4%	0.8%	1.1%	5	0.4%	0.8%	1.1%
Immigrant	40	3.4%	6.4%	2.0%	40	3.4%	6.4%	2.0%
Migrant	0	0.0%	0.0%	0.3%	0	0.0%	0.0%	0.3%
Title I	5	0.4%	39.4%	64.5%	5	0.4%	39.4%	64.5%
Military Connected	10	0.8%	0.3%	2.7%	10	0.8%	0.3%	2.7%
At-Risk	469	39.7%	47.2%	49.2%	469	39.7%	47.2%	49.1%
Students by Instructional Program:								
Bilingual/ESL Education	207	17.5%	31.2%	21.0%	207	17.5%	31.2%	20.9%
Gifted and Talented Education	239	20.2%	12.3%	8.3%	239	20.2%	12.3%	8.3%
Special Education	171	14.5%	13.3%	11.1%	171	14.5%	13.4%	11.3%
Students with Disabilities by Type of Primary Disability:								
Total Students with Disabilities	171							
By Type of Primary Disability								
Students with Intellectual Disabilities	94	55.0%	50.1%	42.5%				
Students with Physical Disabilities	10	5.8%	18.3%	21.3%				
Students with Autism	24	14.0%	12.9%	14.1%				
Students with Behavioral Disabilities	43	25.1%	18.3%	20.6%				
Students with Non-Categorical Early Childhood	0	0.0%	0.4%	1.5%				
Mobility (2019-20):								
Total Mobile Students	74	5.9%	14.3%	13.8%				
By Ethnicity:								
African American	7	0.6%	2.0%	2.8%				
Hispanic	32	2.5%	9.3%	7.1%				
White	27	2.1%	2.2%	3.1%				
American Indian	0	0.0%	0.0%	0.1%				
Asian	6	0.5%	0.4%	0.4%				
Pacific Islander	0	0.0%	0.0%	0.0%				
Two or More Races	2	0.2%	0.3%	0.4%				
Count and Percent of Special Ed Students who are Mobile	16	9.1%	18.4%	16.5%				
Count and Percent of EB Students/EL who are Mobile	18	11.0%	18.2%	13.6%				
Count and Percent of Econ Dis Students who are Mobile	38	9.9%	19.7%	16.0%				
Student Attrition (2019-20):								
Total Student Attrition	61	8.0%	19.2%	16.6%				

Texas Education Agency  
2020-21 Student Information (TAPR)  
SMALL MIDDLE (227901060) - AUSTIN ISD - TRAVIS COUNTY

Student Information	--Non-Special Education Rates--			---Special Education Rates---		
	Campus	District	State	Campus	District	State
Retention Rates by Grade:						
Kindergarten	-	0.9%	1.4%	-	2.2%	4.8%
Grade 1	-	0.6%	1.9%	-	2.1%	3.2%
Grade 2	-	0.5%	1.0%	-	0.5%	1.4%
Grade 3	-	0.2%	0.5%	-	0.2%	0.6%
Grade 4	-	0.1%	0.3%	-	0.6%	0.4%
Grade 5	-	0.1%	0.2%	-	0.5%	0.3%
Grade 6	0.0%	0.0%	0.2%	0.0%	0.0%	0.3%
Grade 7	0.0%	0.2%	0.3%	0.0%	0.0%	0.3%
Grade 8	0.0%	0.0%	0.2%	0.0%	0.0%	0.4%
Grade 9	-	2.3%	4.7%	-	6.9%	7.8%

Class Size Averages by Grade and Subject  
(Derived from teacher responsibility records):

Class Size Information	Campus	District	State
Elementary:			
Kindergarten	-	17.1	17.7
Grade 1	-	17.4	18.0
Grade 2	-	16.4	18.0
Grade 3	-	16.4	18.2
Grade 4	-	17.0	18.3
Grade 5	-	21.0	19.8
Grade 6	15.6	19.5	19.4
Secondary:			
English/Language Arts	16.0	15.8	15.7
Foreign Languages	20.6	18.9	17.8
Mathematics	16.4	17.2	16.9
Science	18.4	19.0	17.9
Social Studies	15.4	18.2	18.3

Texas Education Agency  
2020-21 Staff Information (TAPR)

Texas Education Agency  
2020-21 Staff Information (TAPR)  
SMALL MIDDLE (227901060) - AUSTIN ISD - TRAVIS COUNTY

	----- Campus -----



Texas Education Agency  
2020-21 Staff Information (TAPR)  
SMALL MIDDLE (227901060) - AUSTIN ISD - TRAVIS COUNTY

- Indicates there are no students in the group.
- \* Indicates results are masked due to small numbers to protect student confidentiality.
- \*\* When only one student disability or assessment group is masked, then the second smallest student disability or assessment group is masked regardless of size.
- n/a Indicates data reporting is not applicable for this group.
- ? Indicates that the data for this item were statistically improbable or were reported outside a reasonable range.

Link to: [PEIMS Financial Standard Reports 2019-20 Financial Actual Report](#)  
(To open link in a new window, press the "Ctrl" key and click on the link.)