

2020-21 Texas Academic Performance Report (TAPR)

District Name: AUSTIN ISD

Campus Name: MENDEZ MIDDLE

Campus Number: 227901058

2021 Accountability Rating: Not Rated: Declared State of Disaster

This page is intentionally blank.

Texas Education Agency
2020-21 STAAR Performance (TAPR)
MENDEZ MIDDLE (227901058) - AUSTIN ISD - TRAVIS COUNTY


Due to the cancellation of spring 2020 STAAR, 2021 and 2019 STAAR data are shown.

| School Year | State | District | Campus | African American | Hispanic | White | American Indian | Asian | Pacific |
|----------------|-------|----------|--------|---------------------|----------|-------|--------------------|-------|---------|
|----------------|-------|----------|--------|---------------------|----------|-------|--------------------|-------|---------|

Texas Education Agency
2020-21 STAAR Performance (TAPR)
MENDEZ MIDDLE (227901058) - AUSTIN ISD - TRAVIS COUNTY

Due to the cancellation of spring 2020 STAAR, 2021 and 2019 STAAR data are shown.



| School | School | |
|--------|--------|--|
|--------|--------|--|



Texas Education Agency
2018-19 Progress (TAPR)
MENDEZ MIDDLE (227901058) - AUSTIN ISD - TRAVIS COUNTY

Due to the cancellation of spring 2020 STAAR, 2019 and 2018 progress data are shown.

| | School Year | State | District | Campus | African American | Hispanic | White | American Indian | Asian | Pacific Islander | Two or More Races | Special Ed (Current) | Special Ed (Former) | Continuously Enrolled | Non-Continuously Enrolled | Econ Disadv | EB/EL (Current & Monitored) |
|---|-------------|-------|----------|--------|------------------|----------|-------|-----------------|-------|------------------|-------------------|----------------------|---------------------|-----------------------|---------------------------|-------------|-----------------------------|
| School Progress Domain - Academic Growth Score by Grade and Subject | | | | | | | | | | | | | | | | | |
| Grade 6 ELA/Reading | 2019 | 42 | 39 | 17 | 7 | 17 | - | - | - | - | * | 24 | * | 19 | 8 | 17 | 13 |
| | 2018 | 47 | 48 | 30 | 40 | 28 | - | - | - | - | * | 46 | * | 31 | 25 | 29 | 30 |
| Grade 6 Mathematics | 2019 | 54 | 45 | 25 | 11 | 26 | - | - | - | - | * | 22 | * | 27 | 14 | 24 | 24 |
| | 2018 | 56 | 48 | 40 | 47 | 39 | - | - | - | - | * | 55 | * | 38 | 47 | 40 | 38 |
| Grade 7 ELA/Reading | 2019 | 77 | 73 | 61 | 50 | 62 | - | - | - | - | * | 55 | * | 62 | 58 | 60 | 67 |
| | 2018 | 76 | 76 | 68 | 42 | 71 | * | - | - | - | - | 53 | * | 70 | 57 | 68 | 74 |
| Grade 7 Mathematics | 2019 | 62 | 55 | 30 | 50 | 28 | - | - | - | - | * | 48 | * | 28 | 39 | 27 | 27 |
| | 2018 | 67 | 65 | 61 | 46 | 63 | * | - | - | - | - | 44 | * | 63 | 55 | 60 | 62 |
| Grade 8 ELA/Reading | 2019 | 77 | 79 | 78 | 80 | 77 | * | - | - | - | - | 70 | - | 78 | 77 | 78 | 80 |
| | 2018 | 79 | 82 | 75 | 79 | 75 | * | * | - | - | * | 62 | * | 73 | 83 | 75 | 69 |
| Grade 8 Mathematics | 2019 | 82 | 72 | 49 | 44 | 49 | * | - | - | - | - | 48 | - | 47 | 60 | 48 | 49 |
| | 2018 | 81 | 73 | 75 | 90 | 74 | * | - | - | - | - | 70 | * | 78 | 66 | 75 | 72 |
| End of Course Algebra I | 2019 | 75 | 81 | 64 | * | 65 | - | - | - | - | - | - | * | 67 | * | 65 | 76 |
| | 2018 | 72 | 81 | 87 | * | 93 | - | - | - | - | * | - | - | 96 | * | 89 | 97 |
| All Grades Both Subjects | 2019 | 69 | 68 | 45 | 40 | 45 | 100 | - | - | - | 75 | 42 | 38 | 45 | 44 | 44 | 46 |
| | 2018 | 69 | 70 | 59 | 58 | 60 | * | * | - | - | * | 55 | 61 | 60 | 55 | 59 | 58 |
| All Grades ELA/Reading | 2019 | 68 | 68 | 54 | 46 | 54 | * | - | - | - | - | - | - | - | - | - | - |





Texas Education Agency
2020-21 STAAR Participation (TAPR)
MENDEZ MIDDLE (227901058) - AUSTIN ISD - TRAVIS COUNTY

Due to the cancellation of spring 2020 STAAR, 2021 and 2019 STAAR data are shown.

| | State | District | Campus | African American | Hispanic | White | American Indian | Asian | Pacific | | |
|--|-------|----------|--------|------------------|----------|-------|-----------------|-------|---------|--|--|
|--|-------|----------|--------|------------------|----------|-------|-----------------|-------|---------|--|--|

| | | | | | | | | | | | |
|--|--|--|--|--|--|--|--|--|--|--|--|
| | | | | | | | | | | | |
|--|--|--|--|--|--|--|--|--|--|--|--|



| | | | | | | | | | | | |
|--|--|--|--|--|--|--|--|--|--|--|--|
| | | | | | | | | | | | |
|--|--|--|--|--|--|--|--|--|--|--|--|

| | | | | | | | | | | | |
|--|--|--|--|--|--|--|--|--|--|--|--|
| | | | | | | | | | | | |
|--|--|--|--|--|--|--|--|--|--|--|--|

| | | | | | | | | | | | |
|--|--|--|--|--|--|--|--|--|--|--|--|
| | | | | | | | | | | | |
|--|--|--|--|--|--|--|--|--|--|--|--|

Texas Education Agency
 2020-21 Attendance, Graduation, and Dropout Rates (TAPR)
 MENDEZ MIDDLE (227901058) - AUSTIN ISD - TRAVIS COUNTY

| | State | District | Campus | African American | Hispanic | White | American Indian | Asian | Pacific Islander | Two or More Races | Special Ed | Econ Disadv | EB/EL |
|---|-------|----------|--------|------------------|----------|-------|-----------------|-------|------------------|-------------------|------------|-------------|-------|
| Graduates, TxCHSE, and Continuers | 93.9% | 97.2% | - | - | - | - | - | - | - | - | - | - | - |
| Class of 2018 | | | | | | | | | | | | | |
| Graduated | 92.2% | 95.8% | - | - | - | - | - | - | - | - | - | - | - |
| Received TxCHSE | 0.6% | 0.7% | - | - | - | - | - | - | - | - | - | - | - |
| Continued HS | 1.1% | 0.5% | - | - | - | - | - | - | - | - | - | - | - |
| Dropped Out | 6.1% | 3.0% | - | - | - | - | - | - | - | - | - | - | - |
| Graduates and TxCHSE | 92.8% | 96.5% | - | - | - | - | - | - | - | - | - | - | - |
| Graduates, TxCHSE, and Continuers | 93.9% | 97.0% | - | - | - | - | - | - | - | - | - | - | - |
| 6-Year Extended Longitudinal Rate (Gr 9-12) | | | | | | | | | | | | | |
| Class of 2018 | | | | | | | | | | | | | |
| Graduated | 92.6% | 96.1% | - | - | - | - | - | - | - | - | - | - | - |
| Received TxCHSE | 0.7% | 0.8% | - | - | - | - | - | - | - | - | - | - | - |



Texas Education Agency
 2020-21 Attendance, Graduation, and Dropout Rates (TAPR)
 MENDEZ MIDDLE (227901058) - AUSTIN ISD - TRAVIS COUNTY

| | State | District | Campus | African American | Hispanic | White | American Indian | Asian | Pacific Islander | Two or More Races | Special Ed | Econ Disadv | EB/EL |
|---------------|-------|----------|--------|------------------|----------|-------|-----------------|-------|------------------|-------------------|------------|-------------|-------|
| Class of 2020 | 83.5% | 91.2% | - | - | - | - | - | - | - | - | - | - | - |
| Class of 2019 | 83.5% | 90.3% | - | - | - | - | - | - | - | - | - | - | - |

| | | | | | | | | | | | | | |
|--|--|--|--|--|--|--|--|--|--|--|--|--|--|
| | | | | | | | | | | | | | |
| | | | | | | | | | | | | | |
| | | | | | | | | | | | | | |
| | | | | | | | | | | | | | |
| | | | | | | | | | | | | | |
| | | | | | | | | | | | | | |

Texas Education Agency
2020-21 Graduation Profile (TAPR)
MENDEZ MIDDLE (227901058) - AUSTIN ISD - TRAVIS COUNTY

| | Campus Count | Campus Percent | District Count | State Count |
|--|-----------------|-------------------|-------------------|----------------|
| Graduatesf(2019-20 Annual Graduates) | | | | |
| Total Graduates | - | - | 4,530 | 360,220 |
| By Ethnicity: | | | | |
| African American | - | - | 343 | 44,729 |
| Hispanic | - | - | 2,337 | 184,060 |
| White | - | - | 1,473 | 105,215 |
| American Indian | - | - | 6 | 1,226 |
| Asian | - | - | 241 | 17,126 |
| Pacific Islander | - | - | 4 | 557 |
| Two or More Races | - | - | 126 | 7,307 |
| By Graduation Type: | | | | |
| Minimum H.S. Program | - | - | 35 | 1,512 |
| Recommended H.S. Program/Distinguished Achievement Program | - | - | 1 | 952 |
| Foundation H.S. Program (No Endorsement) | - | - | 353 | 49,535 |
| Foundation H.S. Program (Endorsement) | - | - | 125 | 15,689 |
| Foundation H.S. Program (DLA) | - | - | 4,016 | 292,532 |
| Special Education Graduates | - | - | 440 | 29,018 |
| Economically Disadvantaged Graduates | - | - | 1,836 | 187,187 |
| Emergent Bilingual (EB)/English Learner (EL) Graduates | - | - | 561 | 29,639 |
| At-Risk Graduates | - | - | 1,588 | 148,836 |

There is no data for this campus.

Texas Education Agency
2020-21 CCMR-Related Indicators (TAPR)
MENDEZ MIDDLE (227901058) - AUSTIN ISD - TRAVIS COUNTY





There is no data for this campus.

Texas Education Agency
2020-21 Other Postsecondary Indicators (TAPR)
MENDEZ MIDDLE (227901058) - AUSTIN ISD - TRAVIS COUNTY

There is no data for this campus.

Texas Education Agency
 2020-21 Student Information (TAPR)
 MENDEZ MIDDLE (227901058) - AUSTIN ISD - TRAVIS COUNTY

| Student Information | Membership | | | | Enrollment | | | |
|---------------------------|------------|---------|----------|-----------|------------|---------|----------|-----------|
| | Campus | | District | State | Campus | | District | State |
| | Count | Percent | | | Count | Percent | | |
| Total Students | 573 | 100.0% | 74,725 | 5,359,040 | 573 | 100.0% | 74,871 | 5,371,586 |
| Students by Grade: | | | | | | | | |
| Early Childhood Education | 0 | 0.0% | 0.2% | 0.3% | 0 | 0.0% | 0.2% | 0.4% |
| Pre-Kindergarten | 0 | 0.0% | 4.5% | 3.7% | 0 | 0.0% | 4.5% | 3.7% |
| Kindergarten | 0 | 0.0% | 7.6% | 6.7% | 0 | 0.0% | 7.6% | 6.7% |
| Grade 1 | 0 | 0.0% | 7.7% | | | | | |



Texas Education Agency
 2020-21 Student Information (TAPR)
 MENDEZ MIDDLE (227901058) - AUSTIN ISD - TRAVIS COUNTY

| Student Information | Membership | | | | Enrollment | | | |
|------------------------------------|------------|---------|----------|-------|------------|---------|----------|-------|
| | Campus | | District | State | Campus | | District | State |
| | Count | Percent | | | Count | Percent | | |
| Homeless | 5 | 0.9% | 0.8% | 1.1% | 5 | 0.9% | 0.8% | 1.1% |
| Immigrant | 38 | 6.6% | 6.4% | 2.0% | 38 | 6.6% | 6.4% | 2.0% |
| Migrant | 0 | 0.0% | 0.0% | 0.3% | 0 | 0.0% | 0.0% | 0.3% |
| Title I | 573 | 100.0% | 39.4% | 64.5% | 573 | 100.0% | 39.4% | 64.5% |
| Military Connected | 0 | 0.0% | 0.3% | 2.7% | 0 | 0.0% | 0.3% | 2.7% |
| At-Risk | 497 | 86.7% | 47.2% | 49.2% | 497 | 86.7% | 47.2% | 49.1% |
| Students by Instructional Program: | | | | | | | | |
| Bilingual/ESL Education | 310 | 54.1% | 31.2% | 21.0% | 310 | 54.1% | 31.2% | 20.9% |
| Gifted and Talented Education | 41 | 7.2% | 12.3% | 8.3% | 41 | 7.2% | 12.3% | 8.3% |
| Special Education | 137 | 23.9% | 13.3% | 11.1% | 137 | 23.9% | 13.4% | 11.3% |
| Students with | | | | | | | | |



| |
|---------------------|
| Student Information |
| Retention R |
| Kinders |

0%
5%

Texas Education Agency
 2020-21 Staff Information (TAPR)
 MENDEZ MIDDLE (227901058) - AUSTIN ISD - TRAVIS COUNTY

| Staff Information | ----- Campus ----- | | | |
|---|--------------------|---------|----------|----------|
| | Count/Average | Percent | District | State |
| Total Staff | 71.1 | 100.0% | 100.0% | 100.0% |
| Professional Staff: | 59.1 | 83.1% | 64.7% | 64.3% |
| Teachers | 50.1 | 70.5% | 50.3% | 49.6% |
| Professional Support | 4.0 | 5.6% | 10.9% | 10.6% |
| Campus Administration (School Leadership) | 5.0 | 7.0% | 3.0% | 3.0% |
| Educational Aides: | 12.0 | 16.9% | 9.3% | 10.6% |
| Librarians and Counselors (Headcount): | | | | |
| Full-time Librarians | 1.0 | n/a | 97.0 | 4,290.0 |
| Part-time Librarians | 0.0 | n/a | 12.0 | 582.0 |
| Full-time Counselors | 2.0 | n/a | 212.0 | 13,211.0 |
| Part-time Counselors | 0.0 | n/a | 11.0 | 1,126.0 |
| Total Minority Staff: | 45.0 | 63.3% | 56.7% | 51.5% |
| Teachers by Ethnicity: | | | | |
| African American | 5.0 | 10.0% | 5.9% | 11.1% |
| Hispanic | 20.0 | 39.9% | 33.4% | 28.4% |
| White | 22.1 | 44.2% | 56.3% | 56.9% |
| American Indian | 0.0 | 0.0% | 0.3% | 0.3% |
| Asian | 2.0 | 4.0% | 2.6% | 1.8% |
| Pacific Islander | 0.0 | 0.0% | 0.1% | 0.2% |
| Two or More Races | 1.0 | 2.0% | 1.3% | 1.2% |
| Teachers by Sex: | | | | |
| Males | 22.0 | 43.9% | 25.6% | 23.8% |
| Females | 28.1 | 56.1% | 74.4% | |

Texas Education Agency
 2020-21 Staff Information (TAPR)
 MENDEZ MIDDLE (227901058) - AUSTIN ISD - TRAVIS COUNTY

| | ----- Campus ----- | | | |
|--------------------------------|--------------------|---------|----------|-------|
| Staff Information | Count/Average | Percent | District | State |
| Number of Students per Teacher | 11.4 | n/a | 13.6 | 14.5 |

| Staff Information | Campus | District | State |
|--|--------|----------|-------|
| Experience of Campus Leadership: | | | |
| Average Years Experience of Principals | 6.0 | 6.4 | 6.4 |
| Average Years Experience of Principals with District | 3.0 | 6.1 | 5.5 |
| Average Years Experience of Assistant Principals | 4.5 | 5.5 | 5.5 |
| Average Years Experience of Assistant Principals with District | 3.3 | 5.1 | 4.8 |
| Average Years Experience of Teachers: | | | |

Texas Education Agency
2020-21 Staff Information (TAPR)
MENDEZ MIDDLE (227901058) - AUSTIN ISD - TRAVIS COUNTY

- Indicates there are no students in the group.
- * Indicates results are masked due to small numbers to protect student confidentiality.
- ** When only one student disability or assessment group is masked, then the second smallest student disability or assessment group is masked regardless of size.
- n/a Indicates data reporting is not applicable for this group.
- ? Indicates that the data for this item were statistically improbable or were reported outside a reasonable range.

Link to: [PEIMS Financial Standard Reports 2019-20 Financial Actual Report](#)
(To open link in a new window, press the "Ctrl" key and click on the link.)