

## 2020-21 Texas Academic Performance Report (TAPR)

District Name: AUSTIN ISD

Campus Name: BEDICHEK MIDDLE



Campus Number: 227901054

2021 Accountability Rating: Not Rated: Declared State of Disaster

This page is intentionally blank.

Texas Education Agency  
2020-21 STAAR Performance (TAPR)  
BEDICHEK MIDDLE (227901054) - AUSTIN ISD - TRAVIS COUNTY

Due to the cancellation of spring 2020 STAAR, 2021 and 2019 STAAR data are shown.



Texas Education Agency  
2020-21 STAAR Performance (TAPR)  
BEDICHEK MIDDLE (227901054) - AUSTIN ISD - TRAVIS COUNTY

Due to the cancellation of spring 2020 STAAR, 2021 and 2019 STAAR data are shown.





Texas Education Agency  
 2020-21 STAAR Performance (TAPR)  
 BEDICHEK MIDDLE (227901054) - AUSTIN ISD - TRAVIS COUNTY

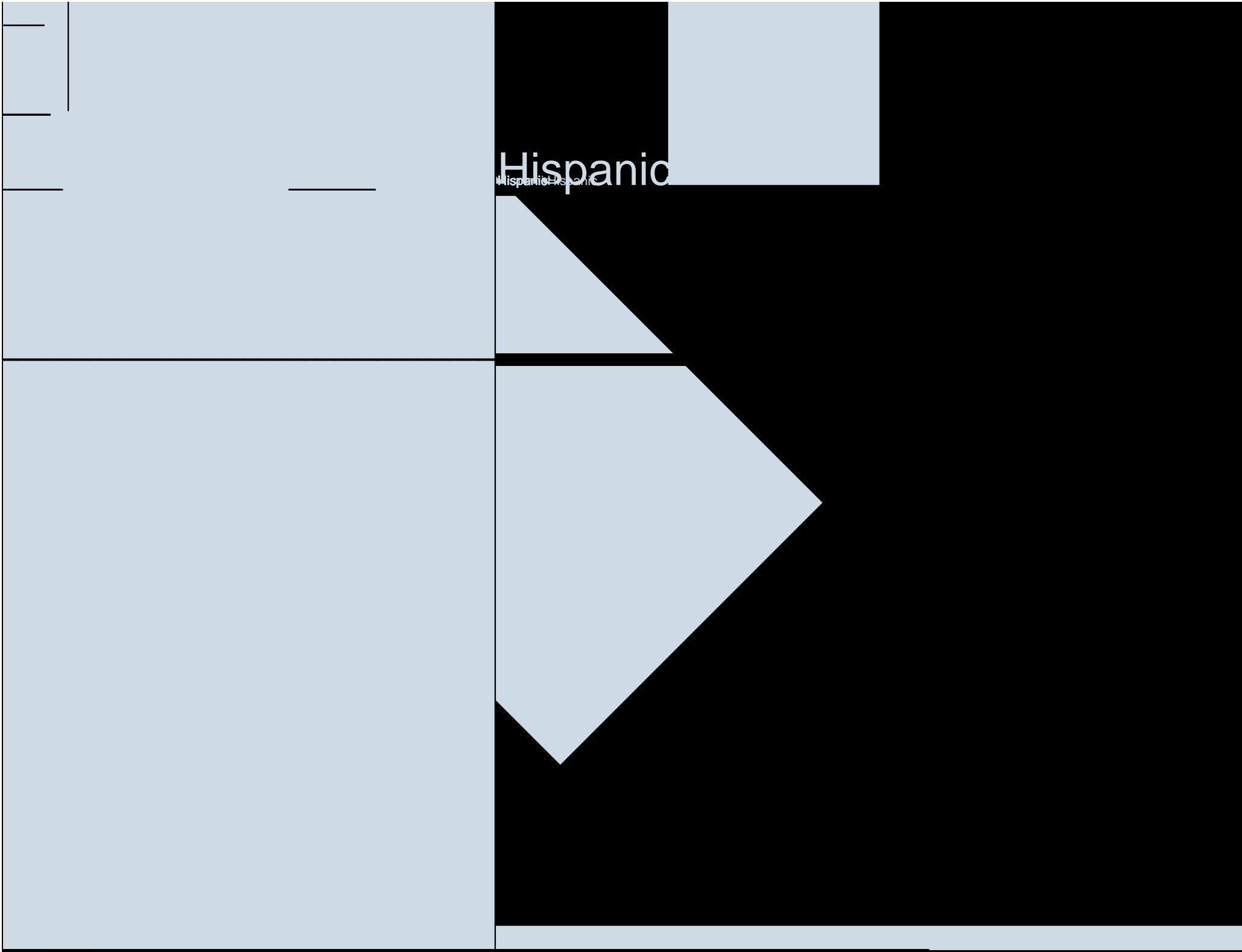
Due to the cancellation of spring 2020 STAAR, 2021 and 2019 STAAR data are shown.

	School Year	State	District	Campus	African American	Hispanic	White	American Indian	Asian	Pacific Islander	Two or More Races	Special Ed (Current)	Special Ed (Former)	Continuously Enrolled	Non-Continuously Enrolled	Econ Disadv	EB/EL (Current & )
--	-------------	-------	----------	--------	------------------	----------	-------	-----------------	-------	------------------	-------------------	----------------------	---------------------	-----------------------	---------------------------	-------------	--------------------






Hispanic

Hispanic



Texas Education Agency  
2020-21 Bilingual Education/English as a Second Language (Current EB Students/EL) (TAPR)  
BEDICHEK MIDDLE (227901054) - AUSTIN ISD - TRAVIS COUNTY







Texas Education Agency  
 2020-21 STAAR Participation (TAPR)  
 BEDICHEK MIDDLE (227901054) - AUSTIN ISD - TRAVIS COUNTY

Due to the cancellation of spring 2020 STAAR, 2021 and 2019 STAAR data are shown.

	State	District	Campus	African American	Hispanic	White	American Indian	Asian	Pacific Islander	Two or More Races	Special Ed (Current)	Special Ed (Former)	Continuously Enrolled	Non-Continuously Enrolled	Econ Disadv	EB/EL (Current & Monitored)
2021 STAAR Participation (All Grades)																
All Tests																
Assessment Participant	88%	62%	45%	41%	45%	32%	-	73%	-	59%	52%	33%	44%	47%	44%	55%
Included in Accountability	83%	58%	40%	34%	41%											





Texas Education Agency | 1 j 0 d 00.000 0.000 RG 0.14 w 0 d 1 J1 j BT /TT09.95 470.0

2020-21 Attendance, Graduation, and Dropout Rates (TAPR)  
 BEDICHEK MIDDLE (227901054) - AUSTIN ISD - TRAVIS COUNTY

	State	District	Campus	African American	Hispanic	White	American Indian	Asian	Pacific Islander	Two or More Races	Special Ed	Econ Disadv	EB/EL
Class of 2020	83.5%	<b>91.2%</b>	-	-	-	-	-	-	-	-	-	-	-
Class of 2019	83.5%	90.3%	-	-	-	-	-	-	-	-	-	-	-
RHSP/DAP/FHSP-E/FHSP-DLA Graduates (Longitudinal Rate)													

Texas Education Agency  
2020-21 Graduation Profile (TAPR)  
BEDICHEK MIDDLE (227901054) - AUSTIN ISD - TRAVIS COUNTY

	Campus Count	Campus Percent		

There is no data for this campus.

Texas Education Agency  
2020-21 CCMR-Related Indicators (TAPR)  
BEDICHEK MIDDLE (227901054) - AUSTIN ISD - TRAVIS COUNTY

There is no data for this campus.





Texas Education Agency  
 2020-21 Student Information (TAPR)  
 BEDICHEK MIDDLE (227901054) - AUSTIN ISD - TRAVIS COUNTY

Student Information	Membership				Enrollment		
	Campus		District	State	Campus		
	Count	Percent			Count	Percent	

Texas Education Agency  
 2020-21 Student Information (TAPR)  
 BEDICHEK MIDDLE (227901054) - AUSTIN ISD - TRAVIS COUNTY

Student Information	Membership				Enrollment			
	Campus		District	State	Campus		District	State
	Count	Percent			Count	Percent		
Homeless	10	1.3%	0.8%	1.1%	10	1.3%	0.8%	1.1%
Immigrant	18	2.3%	6.4%	2.0%	18	2.3%	6.4%	2.0%
Migrant	2	0.3%	0.0%	0.3%	2	0.3%	0.0%	0.3%
Title I	779	100.0%	39.4%	64.5%	779	100.0%	39.4%	64.5%
Military Connected	0	0.0%	0.3%	2.7%	0	0.0%	0.3%	2.7%
At-Risk	565	72.5%	47.2%	49.2%	565	72.5%	47.2%	49.1%
Students by								



Texas Education Agency  
 2020-21 Student Information (TAPR)  
 BEDICHEK MIDDLE (227901054) - AUSTIN ISD - TRAVIS COUNTY

Student Information	--Non-Special Education Rates--			---Special Education Rates---		
	Campus	District	State	Campus	District	State
Retention Rates by Grade:						
Kindergarten	-	0.9%	1.4%	-	2.2%	4.8%
Grade 1	-	0.6%	1.9%	-	2.1%	3.2%
Grade 2	-	0.5%	1.0%	-	0.5%	1.4%
Grade 3	-	0.2%	0.5%	-	0.2%	0.6%
Grade 4	-	0.1%	0.3%	-	0.6%	0.4%
Grade 5	-	0.1%	0.2%	-	0.5%	0.3%
Grade 6	0.0%	0.0%	0.2%	0.0%	0.0%	0.3%
Grade 7	0.0%	0.2%	0.3%	0.0%	0.0%	0.3%
Grade 8	0.0%	0.0%	0.2%	0.0%	0.0%	0.4%
Grade 9	-	2.3%	4.7%	-	6.9%	7.8%

Class Size Averages by Grade and Subject

Texas Education Agency  
2020-21 Staff Information (TAPR)  
BEDICHEK MIDDLE (227901054) - AUSTIN ISD - TRAVIS COUNTY

2020-21 Staff Information (TAPR)	
Staff Name	Staff Title



Texas Education Agency  
2020-21 Staff Information (TAPR)  
BEDICHEK MIDDLE (227901054) - AUSTIN ISD - TRAVIS COUNTY

- Indicates there are no students in the group.
- \* Indicates results are masked due to small numbers to protect student confidentiality.
- \*\* When only one student disability or assessment group is masked, then the second smallest student disability or assessment group is masked regardless of size.
- n/a Indicates data reporting is not applicable for this group.
- ? Indicates that the data for this item were statistically improbable or were reported outside a reasonable range.

Link to: [PEIMS Financial Standard Reports 2019-20 Financial Actual Report](#)  
(To open link in a new window, press the "Ctrl" key and click on the link.)