

2020-21 Texas Academic Performance Report (TAPR)

District Name: AUSTIN ISD

Campus Name: RICHARDS SCH FOR YOUNG WOMEN LEADE

Campus Number: 227901028

2021 Accountability Rating: Not Rated: Declared State of Disaster

This page is intentionally blank.



Texas Education Agency
 2020-21 STAAR Performance (TAPR)
 RICHARDS SCH FOR YOUNG WOMEN LEADE (227901028) - AUSTIN ISD - TRAVIS COUNTY

Due to the cancellation of spring 2020 STAAR, 2021 and 2019 STAAR data are shown.

										Asian	Pacific Islander	Two or More Races	Special Ed (Current)	Special Ed (Former)	Continuously Enrolled	Non-Continuously Enrolled	Econ Disadv	EB/EL (Current & Monitored)
At Approaches Grade Above			83%						*	-	-	*	*		83%	83%	50%	71%
		69%	95%						100%	-	*	-	*		96%	88%	91%	90%
At Meets Grade Level			30%	53%					*	-	-	*	*		54%	50%	38%	57%
		42%	45%	71%	*				100%	-	*	-	*		72%	65%	50%	49%
At Masters Grade Level			10%	17%	*				*	-	-	*	*		17%	17%	25%	14%
	2019	18%	21%	35%	*	20%			60%	-	*	-	*		34%	41%	13%	20%
Grade 8 Reading																		
At Approaches Grade Above	2021	73%	56%	87%	*	80%	86%		*	-	*	-	-		86%	*	75%	50%
	2019	86%	84%	100%	100%	100%	100%		*	-	100%	-	*		100%	100%	100%	100%
At Meets Grade Level	2021	46%	37%	70%	*	70%	71%		*	-	*	-	-					



*

|

*

|

Texas Education Agency
2018-19 Progress (TAPR)
RICHARDS SCH FOR YOUNG WOMEN LEADERSHIP (227901028) - AUSTIN ISD - TRAVIS COUNTY






Texas Education Agency
2020-21 Bilingual Education/English as a Second Language (Current EB Students/EL) (TAPR)
RICHARDS SCH FOR YOUNG WOMEN LEADE (227901028) - AUSTIN ISD - TRAVIS COUNTY

Due to the cancellation of spring 2020 STAAR, 2021 and 2019 STAAR data are shown.

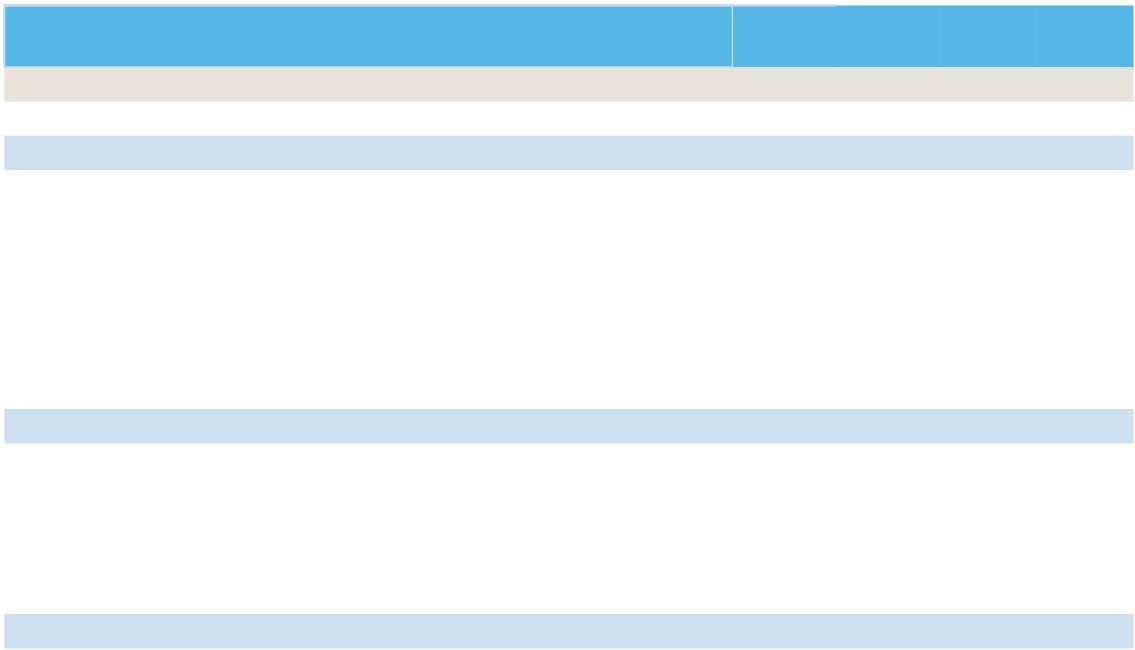
School Year	State	District	Campus	Total Bilingual Education	BE-Trans Early Exit	BE-Trans Late Exit	BE-Dual Two-Way	BE-Dual One-Way	ALP Bilingual (Exception)	Total ESL	ESL Content-Based	ESL Pull-Out	ALP ESL (Waiver)	EB/EL with Parental Denial	Never EB/EL	Total EB/EL (Current)







Texas Education Agency
2020-21 Graduation Profile (TAPR)
RICHARDS SCH FOR YOUNG WOMEN LEADE (227901028) - AUSTIN ISD - TRAVIS COUNTY




Texas Education Agency
 2020-21 College, Career, and Military Readiness (CCMR) (TAPR)
 RICHARDS SCH FOR YOUNG WOMEN LEADE (227901028) - AUSTIN ISD - TRAVIS COUNTY

Academic Year	State	District	Campus		


Texas Education Agency
 2020-21 College, Career, and Military Readiness (CCMR) (TAPR)
 RICHARDS SCH FOR YOUNG WOMEN LEADE (227901028) - AUSTIN ISD - TRAVIS COUNTY

Academic Year	State	District	Campus	African American	Hispanic	White	American Indian	Asian	Pacific Islander	Two or More Races	Special Ed	Econ Disadv	EB/EL
2018-19	10.7%	8.3%	0.0%	0.0%	0.0%	0.0%	-	0.0%	-	0.0%	-	0.0%	-
Graduates with Level I or Level II Certificate (Annual Graduates)													
2019-20	0.7%	0.6%	0.0%	0.0%	0.0%	0.0%	-	*	-	*	*	0.0%	-
2018-19	0.6%	0.4%	0.0%	0.0%	0.0%	0.0%	-	0.0%	-	0.0%	-	0.0%	-



Texas Education Agency
 2020-21 Student Information (TAPR)
 RICHARDS SCH FOR YOUNG WOMEN LEADE (227901028) - AUSTIN ISD - TRAVIS COUNTY


Student Information	Membership				Enrollment			
	Campus		District	State	Campus		District	State
	Count	Percent			Count	Percent		
Total Students	883	100.0%	74,725	5,359,040	883	100.0%	74,871	5,371,586
Students by Grade:								
Early Childhood Education	0	0.0%	0.2%	0.3%	0	0.0%	0.2%	0.4%
Pre-Kindergarten	0	0.0%	4.5%	3.7%	0	0.0%	4.5%	3.7%
Kindergarten	0	0.0%	7.6%	6.7%	0	0.0%	7.6%	6.7%
Grade 1	0	0.0%	7.7%	7.1%	0	0.0%	7.7%	7.1%
Grade 2	0	0.0%	7.6%	7.1%	0	0.0%	7.6%	7.1%
Grade 3	0	0.0%	7.5%	7.1%	0	0.0%	7.5%	7.1%
Grade 4	0	0.0%	7.4%	7.2%	0	0.0%	7.4%	7.2%
Grade 5	0	0.0%	7.3%	7.4%	0	0.0%	7.3%	7.4%
Grade 6								





Texas Education Agency
2020-21 Student Information (TAPR)
RICHARDS SCH FOR YOUNG WOMEN LEADE (227901028) - AUSTIN ISD - TRAVIS COUNTY

	--Non-Special Education Rates--	---Special Education Rates---




ct State 6g B* d 1 J 1 j d 0 J 0 j 259.2 477.07 251.85ate.6g B* d 1

Texas Education Agency
2020-21 Staff Information (TAPR)
RICHARDS SCH FOR YOUNG WOMEN LEADE (227901028) - AUSTIN ISD - TRAVIS COUNTY

Staff Information	----- Campus -----			
	Count/Average	Percent	District	State
Total Staff	61.2	100.0%	100.0%	100.0%
Professional Staff:	61.2	100.0%	64.7%	64.3%
Teachers	53.9	88.1%	50.3%	49.6%
Professional Support	4.3	7.0%	10.9%	10.6%
Campus Administration (School Leadership)	3.0	4.9%	3.0%	3.0%
Educational Aides:	0.0	0.0%	9.3%	10.6%
Librarians and Counselors (Headcount):				
Full-time Librarians	0.0	n/a	97.0	4,290.0
Part-time Librarians	1.0	n/a	12.0	582.0
Full-time Counselors	3.0	n/a	212.0	13,211.0
Part-time Counselors	0.0	n/a	11.0	1,126.0
Total Minority Staff:	18.5	30.2%	56.7%	51.5%
Teachers by Ethnicity:				
African American	2.0	3.7%	5.9%	11.1%
Hispanic	12.5	23.2%	33.4%	28.4%
White	35.4	65.7%	56.3%	56.9%
American Indian	0.0	0.0%	0.3%	0.3%
Asian	3.0	5.6%	2.6%	1.8%
Pacific Islander	0.0	0.0%	0.1%	0.2%
Two or More Races	1.0	1.9%	1.3%	1.2%
Teachers by Sex:				
Males	12.9	23.9%	25.6%	23.8%
Females	41.0	76.1%	74.4%	76.2%
Teachers by Highest Degree Held:				
No Degree	0.0	0.0%	0.8%	1.2%
Bachelors	23.8	44.1%	68.8%	73.0%
Masters	30.1	55.9%	29.6%	25.0%
Doctorate	0.0	0.0%	0.7%	0.7%
Teachers by Years of Experience:				
Beginning Teachers	0.0	0.0%	6.3%	6.7%
1-5 Years Experience	14.1	26.1%	30.0%	27.8%
6-10 Years Experience	15.5	28.8%	21.3%	20.3%
11-20 Years Experience	18.4	34.1%	26.9%	29.1%
21-30 Years Experience	4.0	7.3%	12.3%	13.0%
Over 30 Years Experience	2.0	3.7%	3.3%	3.1%

Texas Education Agency
 2020-21 Staff Information (TAPR)
 RICHARDS SCH FOR YOUNG WOMEN LEADE (227901028) - AUSTIN ISD - TRAVIS COUNTY

	----- Campus -----			
Staff Information	Count/Average	Percent	District	State
Number of Students per Teacher	16.4	n/a	13.6	14.5



	Campus	District	State
	5.0	6.4	6.4
with District	5.0	6.1	5.5
Principals	6.5	5.5	5.5
Principals with District	6.5	5.1	4.8
Average Years Experience of Teachers:	11.6	10.7	11.2
Average Years Experience of Teachers with District:	7.9	8.3	7.2
Average Teacher Salary by Years of Experience (regular duties only):			
Beginning Teachers	-	\$51,231	\$50,849
1-5 Years Experience	\$53,968	\$53,287	

dut455j61013J7 JT3 Assistant Principals with District



