

2020-21 Texas Academic Performance Report (TAPR)

District Name: AUSTIN ISD



Campus Name: GRADUATION PREP ACADEMY NAVARRO

Campus Number: 227901026

2021 Accountability Rating: Not Rated: Declared State of Disaster
(evaluated with alternative education accountability provisions)

This page is intentionally blank.

Texas Education Agency
2020-21 STAAR Performance (TAPR)
GRADUATION PREP ACADEMY NAVARRO (227901026) - AUSTIN ISD - TRAVIS COUNTY




Texas Education Agency
2018-19 Progress (TAPR)
GRADUATION PREP ACADEMY NAVARRO (227901026) - AUSTIN ISD - TRAVIS COUNTY

Due to the cancellation of spring 2020 STAAR, 2019 and 2018 progress data are shown.

	School Year	State	District	Campus	African American	Hispanic	White	American Indian	Asian	Pacific Islander	Two or More Races	Special Ed (Current)	Special Ed (Former)	Continuously Enrolled	Non-Continuously Enrolled	Econ Disadv	EB/EL (Current & Monitored)
School Progress Domain - Academic Growth Score by Grade and Subject																	
End of Course English II	2019	69	71	*	*	*	-	-	-	-	-	*	-	*	*	*	-
	2018	67	69	*	-	*	-	-	-	-	-	-	-	-	*	*	*
All Grades Both Subjects	2019	69	68	*	*	*	-	-	-	-	-	*	-	*	*	*	-
	2018	69	70	*	-	*	-	-	-	-	-	-	-	-	*	*	*
All Grades ELA/Reading	2019	68	68	*	*	*	-	-	-	-	-	*	-	*	*	*	-
	2018	69	70	*	-	*	-	-	-	-	-	-	-	-	*	*	*

* Indicates results are masked due to small numbers to protect student confidentiality.

- Indicates there are no students in the group.




Texas Education Agency
2020-21 Bilingual Education/English as a Second Language (Current EB Students/EL) (TAPR)
GRADUATION PREP ACADEMY NAVARRO (227901026) - AUSTIN ISD - TRAVIS COUNTY

Due to the cancellation of spring 2020 STAAR, 2021 and 2019 STAAR data are shown.

- * Indicates results are masked due to small numbers to protect student confidentiality.
- Indicates there are no students in the group.
- Blank cell indicates there are no data available in the group.

Texas Education Agency
2020-21 STAAR Participation (TAPR)
GRADUATION PREP ACADEMY NAVARRO (227901026) - AUSTIN ISD - TRAVIS COUNTY



Texas Education Agency
2020-21 Attendance, Graduation, and Dropout Rates (TAPR)
GRADUATION PREP ACADEMY NAVARRO (227901026) - AUSTIN ISD - TRAVIS COUNTY

There is no data for this campus.

Texas Education Agency
2020-21 Graduation Profile (TAPR)
GRADUATION PREP ACADEMY NAVARRO (227901026) - AUSTIN ISD - TRAVIS COUNTY

	Campus Count	Campus Percent	District Count	State

Texas Education Agency
 2020-21 College, Career, and Military Readiness (CCMR) (TAPR)
 GRADUATION PREP ACADEMY NAVARRO (227901026) - AUSTIN ISD - TRAVIS COUNTY

Academic Year	State	District	Campus	African American	Hispanic	White	American Indian	Asian	Pacific Islander	Two or More Races	Special Ed	Econ Disadv	EB/EL
College, Career, and Military Ready Graduates (Student Achievement)													
College, Career, or Military Ready (Annual Graduates)													
2019-20	63.0%	84.7%	25.0%	*	21.7%	*	-	-	-	-	60.0%	26.1%	28.6%
2018-19	72.9%	85.5%	17.3%	6.3%	20.6%	0.0%	-	*	-	*	18.8%	13.4%	15.0%
College Ready Graduates													
College Ready (Annual Graduates)													
2019-20	53.4%	78.7%	14.3%	*	13.0%	*	-	-	-	-	0.0%	13.0%	14.3%
2018-19	53.0%	76.2%	14.3%	0.0%	17.6%	0.0%	-	*	-	*	12.5%	9.8%	10.0%
TSI Criteria Graduates in English Language Arts (Annual Graduates)													
2019-20	59.7%	84.0%	25.0%	*	26.1%	*	-	-	-	-	0.0%	17.4%	14.3%
2018-19	60.7%	82.3%	26.5%	0.0%	26.5%	40.0%	-	*	-	*	12.5%	24.4%	10.0%
TSI Criteria Graduates in Mathematics (Annual Graduates)													
2019-20	47.9%	79.9%	17.9%	*	13.0%	*	-	-	-	-	0.0%	17.4%	14.3%
2018-19	48.6%	79.2%	16.3%	0.0%	20.6%	0.0%	-	*	-	*	12.5%	14.6%	20.0%
TSI Criteria Graduates in Both Subjects (Annual Graduates)													
2019-20	43.2%	75.3%											



Texas Education Agency
 2020-21 CCMR-Related Indicators (TAPR)
 GRADUATION PREP ACADEMY NAVARRO (227901026) - AUSTIN ISD - TRAVIS COUNTY



	Academic Year	State	District	Campus	African American	Hispanic	White	American Indian	Asian	Pacific Islander	Two or More Races	Special Ed	Econ Disadv	EB/EL
Social Studies	2020	52.3%	74.6%	-	-	-	-	-	-	-	-	-	-	-
	2019	46.3%	64.1%	-	-	-	-	-	-	-	-	-	-	-
SAT/ACT Results (Annual Graduates)														
Tested	2019-20	76.7%	97.6%	0.0%	*	0.0%	*	-	-	-	-	0.0%	0.0%	0.0%
	2018-19	75.0%	70.2%	0.0%	0.0%	0.0%	0.0%	-	*	-	*	0.0%	0.0%	0.0%
At/Above Criterion for All Examinees	2019-20	35.7%	47.5%	-	-	-	-	-	-	-	-	-	-	Average SAT Score
	2018-19	36.1%	57.9%	-	-	-	-	-	-	-	-	-	-	-
Average SAT Score (Annual Graduates) 1011.3 9.09 Tf 184.6 393.12 Td (Graduates) T000.80.808 0.855 0.894 rg 0.808 0.855 0.894 RG 0.14 w D d000.80 11 001o33 402 j 256.7!														

Texas Education Agency
2020-21 Other Postsecondary Indicators (TAPR)
GRADUATION PREP ACADEMY NAVARRO (227901026) - AUSTIN ISD - TRAVIS COUNTY

	Academic Year	State	District	Campus	African American	Hispanic	White	American Indian	
--	---------------	-------	----------	--------	------------------	----------	-------	-----------------	--

Texas Education Agency
 2020-21 Student Information (TAPR)
 GRADUATION PREP ACADEMY NAVARRO (227901026) - AUSTIN ISD - TRAVIS COUNTY

Student Information	Membership				Enrollment			
	Campus		District	State	Campus		District	State
	Count	Percent			Count	Percent		
Total Students	83	100.0%	74,725	5,359,040	91	100.0%	74,871	5,371,586
Students by Grade:								
Early Childhood Education	0	0.0%	0.2%	0.3%	0	0.0%	0.2%	0.4%
Pre-Kindergarten	0	0.0%	4.5%	3.7%	0	0.0%	4.5%	3.7%
Kindergarten	0	0.0%	7.6%	6.7%	0	0.0%	7.6%	6.7%
Grade 1	0	0.0%	7.7%	7.1%	0	0.0%	7.7%	7.1%
Grade 2	0	0.0%	7.6%	7.1%	0	0.0%	7.6%	7.1%
Grade 3	0	0.0%	7.5%	7.1%	0	0.0%	7.5%	7.1%
Grade 4	0	0.0%	7.4%	7.2%	0	0.0%	7.4%	7.2%



Texas Education Agency
2020-21 Student Information (TAPR)
GRADUATION PREP ACADEMY NAVARRO (227901026) - AUSTIN ISD - TRAVIS COUNTY

Student Information	Membership				Enrollment			
	Campus		District	State	Campus		District	State
	Count	Percent			Count	Percent		
Homeless	0	0.0%	0.8%	1.1%	0	0.0%	0.8%	1.1%
Immigrant	4	4.8%	6.4%	2.0%	4	4.4%	6.4%	2.0%
Migrant	0	0.0%	0.0%	0.3%	0	0.0%	0.0%	0.3%
Title I	0	0.0%	39.4%	64.5%	0	0.0%	39.4%	64.5%
Military Connected	0	0.0%	0.3%	2.7%	0	0.0%	0.3%	2.7%
At-Risk	82	98.8%	47.2%	49.2%	90	98.9%	47.2%	49.1%
Students by Instructional Program:								
Bilingual/ESL Education	32	38.6%	31.2%	21.0%	36	39.1%	31.2%	20.9%
Gifted and Talented Education	1	1.2%	12.3%	8.3%	1	1.1%	12.3%	8.3%
Special Education	10	12.0%	13.3%	11.1%	10	11.0%	13.4%	11.3%
Students with Disabilities by Type of Primary Disability:								
Total Students with Disabilities	10							
By Type of Primary Disability								
Students with Intellectual Disabilities	**	**	50.1%					
Students with Physical Disabilities	0	0.0%	18.3%					
Students with Autism	0	0.0%	12.9%	14.1%				
Students with Behavioral Disabilities	*	*	18.3%	20.6%				
Students with Non-Categorical Early Childhood	0	0.0%	0.4%	1.5%				
Mobility (2019-20):								
Total Mobile Students	3	100.0%	14.3%	13.8%	1			
By Ethnicity:								
African American	1	33.3%	2.0%	2.8%				
Hispanic	1	33.3%	9.3%	7.1%				
White	1	33.3%	2.2%	3.1%				
American Indian	0	0.0%	0.0%	0.1%				
Asian	0	0.0%	0.4%	0.4%				
Pacific Islander	0	0.0%	0.0%	0.0%				
Two or More Races	0	0.0%	0.3%	0.4%				
Count and Percent of EB Students who are Mobile	1	100.0%	18.4%	16.5%				
Count and Percent of EB Students/EL who are Mobile	1	100.0%	18.2%	13.6%				



1

3

Education
Student Information
WARRO (2279010

--Non-Special
Education Rates--

---Special
Rates



Texas Education Agency
 2020-21 Staff Information (TAPR)
 GRADUATION PREP ACADEMY NAVARRO (227901026) - AUSTIN ISD - TRAVIS COUNTY

Staff Information	----- Campus -----		District	State
	Count/Average	Percent		
Total Staff	6.0	100.0%	100.0%	100.0%



Texas Education Agency
2020-21 Staff Information (TAPR)
GRADUATION PREP ACADEMY NAVARRO (227901026) - AUSTIN ISD - TRAVIS COUNTY

- Indicates there are no students in the group.
- * Indicates results are masked due to small numbers to protect student confidentiality.
- ** When only one student disability or assessment group is masked, then the second smallest student disability or assessment group is masked regardless of size.
- n/a Indicates data reporting is not applicable for this group.
- ? Indicates that the data for this item were statistically improbable or were reported outside a reasonable range.

Link to: [PEIMS Financial Standard Reports 2019-20 Financial Actual Report](#)
(To open link in a new window, press the "Ctrl" key and click on the link.)