

## 2020-21 Texas Academic Performance Report (TAPR)

District Name: AUSTIN ISD

Campus Name: GARZA INDEPENDENCE H S


Campus Number: 227901015

2021 Accountability Rating: Not Rated: Declared State of Disaster  
(evaluated with alternative education accountability provisions)

This page is intentionally blank.

Texas Education Agency  
2020-21 STAAR Performance (TAPR)  
GARZA INDEPENDENCE H S (227901015) - AUSTIN ISD - TRAVIS COUNTY

Due to the cancellation of spring 2020 STAAR, 2021 and 2019 STAAR data are shown.








Texas Education Agency  
2018-19 Progress (TAPR)  
GARZA INDEPENDENCE H S (227901015) - AUSTIN ISD - TRAVIS COUNTY

Due to the cancellation of spring 2020 STAAR, 2019 and 2018 progress data are shown.

	School Year	State	District	Campus	African American	Hispanic	White	American Indian	Asian	Pacific Islander	Two or More Races	Special Ed (Current)	Special Ed (Former)	Continuously Enrolled	Non-Continuously Enrolled	Econ Disadv	EB/EL (Current & Monitored)
School Progress Domain - Academic Growth Score by Grade and Subject																	
End of Course English II	2019	69	71	-	-	-	-	-	-	-	-	-	-	-	-	-	-
	2018	67	69	*	*	-	-	-	-	-	-	-	-	-	*	-	-
All Grades Both Subjects	2019	69	68	-	-	-	-	-	-	-	-	-	-	-	-	-	-
	2018	69	70	*	*	-	-	-	-	-	-	-	-	-	*	-	-
All Grades ELA/Reading	2019	68	68	-	-	-	-	-	-	-	-	-	-	-	-	-	-
	2018	69	70	*	*	-	-	-	-	-	-	-	-	-	*	-	-

\* Indicates results are masked due to small numbers to protect student confidentiality.

- Indicates there are no students in the group.



Texas Education Agency  
2020-21 Bilingual Education/English as a Second Language (Current EB Students/EL) (TAPR)  
GARZA INDEPENDENCE H S (227901015) - AUSTIN ISD - TRAVIS COUNTY

Due to the cancellation of spring 2020 STAAR, 2021 and 2019 STAAR data are shown.

- \* Indicates results are masked due to small numbers to protect student confidentiality.
- Indicates there are no students in the group.
- Blank cell indicates there are no data available in the group.



Texas Education Agency  
 2020-21 STAAR Participation (TAPR)  
 GARZA INDEPENDENCE H S (227901015) - AUSTIN ISD - TRAVIS COUNTY

Due to the cancellation of spring 2020 STAAR, 2021 and 2019 STAAR data are shown.

	State	District	Campus	African American	Hispanic	White	American Indian	Asian	Pacific Islander	Two or More Races	Special Ed (Current)	Special Ed (Former)	Continuously Enrolled	Non-Continuously Enrolled	Econ Disadv	EB/EL (Current & Monitored)
2021 STAAR Participation (All Grades)																
All Tests																
Assessment Participant	88%	62%	74%	54%	76%	80%	*									





Texas Education Agency  
 2020-21 Attendance, Graduation, and Dropout Rates (TAPR)  
 GARZA INDEPENDENCE H S (227901015) - AUSTIN ISD - TRAVIS COUNTY

	State	District	Campus	African American	Hispanic	White	American Indian	Asian	Pacific Islander	Two or More Races	Special Ed	Econ Disadv	EB/EL
Class of 2020	87.8%	93.7%	45.7%	*	42.1%	46.2%	-	*	-	*	*	56.0%	*
Class of 2019	87.6%	92.3%	52.4%	*	69.2%	40.0%	-	*	-	*	*	50.0%	*
RHSP/DAP Graduates (Annual Rate)													
2019-20	38.6%	2.8%	*	-	*	-	-	-	-	-	-	-	-
2018-19	32.7%	6.4%	17.6%	*	0.0%	0.0%	-	-	-	*	*	20.0%	*
FHSP-E Graduates (Annual Rate)													
2019-20	4.4%	2.8%	0.0%	0.0%	0.0%	0.0%	-	*	-	*	*	0.0%	0.0%
2018-19	4.4%	2.0%	2.6%	*	3.1%	2.6%	-	*	-	*	*	10.0%	*
FHSP-DLA Graduates (Annual Rate)													
2019-20	81.8%	89.4%	33.8%	50.0%	26.5%	40.0%	-	*	-	*	*	40.0%	20.0%
2018-19	82.1%	88.2%	36.8%	*	31.3%	34.2%	-	*	-	*	*	20.0%	*
RHSP/DAP/FHSP-E/FHSP-DLA Graduates (Annual Rate)													
2019-20	85.8%	91.4%	32.9%	50.0%	25.0%	40.0%	-	*	-	*	*	40.0%	20.0%
2018-19	85.9%	89.3%	35.5%	71.4%	28.9%	32.6%	-	*	-	*	0.0%	28.0%	*







Texas Education Agency  
2020-21 CCMR-Related Indicators (TAPR)  
GARZA INDEPENDENCE H S (227901015) - AUSTIN ISD - TRAVIS COUNTY

	Academic Year	State				








Texas Education Agency  
2020-21 Other Postsecondary Indicators (TAPR)  
GARZA INDEPENDENCE H S (227901015) - AUSTIN ISD - TRAVIS COUNTY

	Academic Year	State	District	Campus	African American	Hispanic	White	American Indian	Asian	Pacific Islander	Two or More Races	Special Ed	Econ Disadv	EB/EL
Advanced/Dual-Credit Course Completion (Grades 9-12)														
Any Subject	2019-20	46.3%	53.3%	20.0%	27.3%	19.5%	17.5%	-	*	-	25.0%	11.1%	24.0%	16.7%
	2018-19	44.6%	48.4%	34.4%	26.7%	26.7%	44.3%	-	*	-	42.9%	16.7%	28.3%	0.0%
English/Language Arts	2019-20	18.2%	27.6%	18.5%	25.0%	20.5%	6.9%	-	*	-	*	0.0%	19.4%	11.1%
	2018-19	17.8%	26.3%	35.8%	20.0%	26.8%	47.2%	-	*	-	*	20.0%	27.3%	0.0%
Mathematics	2019-20	20.7%	24.2%	9.1%	0.0%	11.5%	9.5%	-	-	-	*	*	9.7%	-
	2018-19	20.4%	22.0%	13.1%	20.0%	10.0%	16.2%	-	-	-	*	0.0%	3.6%	*
Science	2019-20	22.4%	26.1%	25.0%	*	20.0%	29.6%	-	*	-	*	*	25.8%	*
	2018-19	21.7%	23.5%	31.3%	40.0%	22.9%	35.0%	-	-	-	*	16.7%	29.4%	*
Social Studies	2019-20	24.6%	30.9%	7.7%	14.3%	0.0%	15.6%	-	*	-	*	16.7%	6.8%	0.0%
	2018-19	23.6%	29.7%	3.8%	11.1%	4.8%	0.0%	-	*	-	20.0%	0.0%	7.7%	0.0%
CTE Coherent Sequence (Annual Graduates)														
	2019-20	58.5%	42.9%	11.4%	0.0%	8.3%	16.0%	-	*	-	*	*	15.0%	0.0%
	2018-19	59.0%	40.1%	3.2%	14.3%	5.3%	0.0%	-	*	-	*	0.0%	8.0%	*
Graduates Enrolled in Texas Institution of Higher Education (TX IHE)														
	2018-19	52.6%	50.4%	30.5%	50.0%	18.4%	40.9%	-	*	-	*	50.0%	14.3%	*
	2017-18	53.4%	50.8%	33.0%	0.0%	34.0%	41.4%	-	-	-	*	14.3%	27.0%	25.0%
Graduates in TX IHE Completing One Year Without Enrollment in a Developmental Education Course														
	2018-19	42.2%	40.3%	75.0%	*	*	*	-	-	-	-	*	*	-
	2017-18	60.7%	77.4%	50.0%	-	25.0%	83.3%	-	-	-	-	*	30.0%	*

Texas Education Agency  
~~2020-21 Student Information (TAPR)~~  
 GARZA INDEPENDENCE H S (227901015) - AUSTIN ISD - TRAVIS COUNTY

Student Information	Membership				Enrollment			
	Campus		District	State	Campus		District	State
	Count	Percent			Count	Percent		
Total Students	172	100.0%	74,725	5,359,040	183	100.0%	74,871	5,371,586
Students by Grade:								
Early Childhood Education	0	0.0%	0.2%	0.3%	0	0.0%	0.2%	0.4%
Pre-Kindergarten	0	0.0%	4.5%	3.7%	0	0.0%	4.5%	3.7%
Kindergarten	0	0.0%	7.6%	6.7%	0	0.0%	7.6%	





Texas Education Agency  
 2020-21 Student Information (TAPR)  
 GARZA INDEPENDENCE H S (227901015) - AUSTIN ISD - TRAVIS COUNTY

Class Size Information	Campus	District	State
Elementary:			
Kindergarten	-	17.1	17.7
Grade 1	-	17.4	18.0
Grade 2	-	16.4	18.0
Grade 3	-	16.4	18.2
Grade 4	-	17.0	18.3
Grade 5	-	21.0	19.8
Grade 6	-	19.5	19.4
Secondary:			
English/Language Arts	1.8	15.8	15.7
Foreign Languages	1.7	18.9	17.8
Mathematics	1.5	17.2	16.9
Science	1.9	19.0	17.9
Social Studies	2.8	18.2	18.3

Texas Education Agency  
 2020-21 Staff Information (TAPR)  
 GARZA INDEPENDENCE H S (227901015) - AUSTIN ISD - TRAVIS COUNTY

Staff Information	----- Campus -----			District	State
	Count/Average	Percent			
Total Staff	32.8	100.0%		100.0%	100.0%
Professional Staff:	31.8	97.0%		64.7%	64.3%
Teachers	23.8	72.6%		50.3%	49.6%
Professional Support	6.0	18.3%		10.9%	10.6%
Campus Administration (School Leadership)	2.0	6.1%		3.0%	3.0%
Educational Aides:	1.0	3.0%		9.3%	10.6%
Librarians and Counselors (Headcount):					
Full-time Librarians	1.0	n/a		97.0	4,290.0
Part-time Librarians	0.0	n/a		12.0	582.0
Full-time Counselors	3.0	n/a		212.0	13,211.0
Part-time Counselors	0.0	n/a		11.0	1,126.0
Total Minority Staff:	13.8	42.2%		56.7%	51.5%
Teachers by Ethnicity:					
African American	1.0	4.2%		5.9%	11.1%
Hispanic	4.8	20.3%		33.4%	28.4%
White	15.0	62.9%		56.3%	56.9%
American Indian	0.0	0.0%		0.3%	0.3%
Asian	3.0	12.6%		2.6%	1.8%
Pacific Islander	0.0	0.0%		0.1%	0.2%
Two or More Races	0.0	0.0%		1.3%	1.2%
Teachers by Sex:					



Texas Education Agency  
2020-21 Staff Information (TAPR)  
GARZA INDEPENDENCE H S (227901015) - AUSTIN ISD - TRAVIS COUNTY

- Indicates there are no students in the group.
- \* Indicates results are masked due to small numbers to protect student confidentiality.
- \*\* When only one student disability or assessment group is masked, then the second smallest student disability or assessment group is masked regardless of size.
- n/a Indicates data reporting is not applicable for this group.
- ? Indicates that the data for this item were statistically improbable or were reported outside a reasonable range.

Link to: [PEIMS Financial Standard Reports 2019-20 Financial Actual Report](#)  
(To open link in a new window, press the "Ctrl" key and click on the link.)