

## 2020-21 Texas Academic Performance Report (TAPR)

District Name: AUSTIN ISD

Campus Name: TRAVIS EARLY COLLEGE H S

Campus Number: 227901007

2021 Accountability Rating: Not Rated: Declared State of Disaster

This page is intentionally blank.







Texas Education Agency  
2018-19 Progress (TAPR)  
TRAVIS EARLY COLLEGE H S (227901007) - AUSTIN ISD - TRAVIS COUNTY

Due to the cancellation of spring 2020 STAAR, 2019 and 2018 progress data are shown.

	School Year	State	District	Campus	African American	Hispanic	White	American Indian	Asian	Pacific Islander	Two or More Races	Special Ed (Current)	Special Ed (Former)	Continuously Enrolled	Non-Continuously Enrolled	Econ Disadv	EB/EL (Current & Monitored)
School Progress Domain - Academic Growth Score by Grade and Subject																	
End of Course English II	2019	69	71	64	75	62	73	-	*	-							

Texas Education Agency  
 2020-21 Bilingual Education/English as a Second Language (Current EB Students/EL) (TAPR)  
 TRAVIS EARLY COLLEGE H S (227901007) - AUSTIN ISD - TRAVIS COUNTY

Due to the cancellation of spring 2020 STAAR, 2021 and 2019 STAAR data are shown.

	School Year	State	District	Campus	Total Bilingual Education	BE-Trans Early Exit	BE-Trans Late Exit	BE-Dual Two-Way	BE-Dual One-Way	ALP Bilingual (Exception)	Total ESL	ESL Content-Based	ESL Pull-Out	ALP ESL (Waiver)	EB/EL with Parental Denial	Never EB/EL	Total EB/EL (Current)	Monitored & Former EB/EL
STAAR Performance Rate by Subject and Performance Level																		
All Grades All Subjects																		
At Approaches Grade Level or Above	2021	67%	63%	53%	48%	-	-	46%	*	-	38%	-	38%	31%	*	62%	38%	83%
	2019	78%	78%	65%	-	-	-	-	-	-	47%	*	47%		59%		47%	
At Meets Grade Level or Above	2021	41%	42%	29%	23%	-	-	24%	*	-	15%	-	15%	15%	*	38%	15%	57%
	2019	50%	54%	41%	-	-	-	-	-	-								





Texas Education Agency  
2020-21 STAAR Participation (TAPR)  
TRAVIS EARLY COLLEGE H S (227901007) - AUSTIN ISD - TRAVIS COUNTY



Due to the cancellation of spring 2020 STAAR, 2021 and 2019 STAAR data are shown.

	State	District	Campus	African American					
[Redacted]									
[Redacted]									
[Redacted]									
[Redacted]									
[Redacted]									
[Redacted]									
[Redacted]									
[Redacted]									
[Redacted]									



Texas Education Agency  
2020-21 Attendance, Graduation, and Dropout Rates (TAPR)  
TRAVIS EARLY COLLEGE H S (227901007) - AUSTIN ISD - TRAVIS COUNTY

	State	District	Campus	African American	Hispanic	White	American Indian	Asian	Pacific Islander	Two or More Races	
--	-------	----------	--------	------------------	----------	-------	-----------------	-------	------------------	-------------------	--





Texas Education Agency  
 2020-21 Graduation Profile (TAPR)  
 TRAVIS EARLY COLLEGE H S (227901007) - AUSTIN ISD - TRAVIS COUNTY

	Campus Count	Campus Percent	District Count	State Count
Graduates(2019-20 Annual Graduates)				
Total Graduates	249	100.0%	4,530	360,220
<b>By Ethnicity:</b>				
African American	21	8.4%	343	44,729
Hispanic	201	80.7%	2,337	184,060
White	20	8.0%	1,473	105,215
American Indian	0	0.0%	6	1,226
Asian	5	2.0%	241	17,126
Pacific Islander	0	0.0%	4	557
Two or More Races	2	0.8%	126	7,307
<b>By Graduation Type:</b>				
Minimum H.S. Program	2	0.8%	35	1,512
Recommended H.S. Program/Distinguished Achievement Program	0	0.0%	1	952
Foundation H.S. Program (No Endorsement)	5	2.0%	353	







Texas Education Agency  
 2020-21 CCMR-Related Indicators (TAPR)  
 TRAVIS EARLY COLLEGE H S (227901007) - AUSTIN ISD - TRAVIS COUNTY

	Academic Year	State	District	Campus	African American	Hispanic	White	American Indian	Asian	Pacific Islander	Two or More Races	Special Ed	Econ Disadv	EB/EL
TSIA Results (Graduates >= Criterion) (Annual Graduates)														
Reading	2019-20	30.1%	44.6%	51.4%	52.4%	51.7%	60.0%	-	0.0%	-	*	16.2%	52.9%	25.0%
			53.8%	56.2%	58.8%	56.0%	62.5%	-	42.9%	-	*	11.1%	52.8%	27.1%
			45.1%	41.8%	38.1%	40.8%	60.0%	-	20.0%	-	*	10.8%	42.2%	21.1%
	2018-19	24.7%	49.8%	40.6%	35.3%	39.9%	62.5%	-	42.9%	-	*	7.4%	36.9%	25.0%
BothSubjects	2019-20	16.4%	31.9%	34.1%	28.6%	34.3%	45.0%	-	0.0%	-	*	8.1%	33.7%	11.8%
	2018-19	18.8%	39.6%	33.9%	35.3%	33.5%	37.5%	-	28.6%	-	*	3.7%	30.8%	12.5%
Completed and Received Credit for College Prep Courses (Annual Graduates)														
EnglishLanguageArts	2019-20	7.3%	10.9%	53.0%	66.7%	51.7%	40.0%	-	100.0%	-	*	51.4%	55.1%	80.3%
	2018-19	5.1%	8.0%	12.4%	5.9%	13.3%	12.5%	-	0.0%	-	*	7.4%	12.8%	27.1%
Mathematics	2019-20	9.7%	13.3%	43.0%	76.2%	39.8%	40.0%	-	60.0%	-	*	27.0%	45.5%	59.2%
	2018-19	7.3%	15.4%	33.5%	23.5%	36.2%	12.5%	-	0.0%	-	*	44.4%	37.4%	43.8%
BothSubjects	2019-20	4.2%	5.3%	32.9%	61.9%	30.3%	25.0%	-	60.0%	-	*	24.3%	35.8%	52.6%
	2018-19	2.6%	3.7%	7.6%	0.0%	8.7%	0.0%	-	0.0%	-	*	3.7%	7.2%	16.7%
AP/IB Results (Participation) (Grades 11-12)														
All Subjects	2020	22.0%	28.3%	7.9%	2.1%	8.4%	11.1%	-	10.0%	-	14.0%	0.0%	0.0%	0.0%
	2019	25.2%	32.1%	9.4%	3.1%	10.0%	15.0%	-	10.0%	-	14.0%	0.0%	0.0%	0.0%





Texas Education Agency  
 2020-21 CCMR-Related Indicators (TAPR)  
 TRAVIS EARLY COLLEGE H S (227901007) - AUSTIN ISD - TRAVIS COUNTY

	Academic Year	State	District	Campus	African American	Hispanic	White	American Indian	Asian	Pacific Islander	Two or More Races	Special Ed	Econ Disadv	EB/EL
Social Studies	2020	52.3%	74.6%	0.0%	-	0.0%	-	-	*	-	-	-	0.0%	*
	2019	46.3%	64.1%	7.1%	-	7.7%	-	-	*	-	-	-	8.3%	*




Texas Education Agency  
2020-21 Student Information (TAPR)



Texas Education Agency  
 2020-21 Student Information (TAPR)  
 TRAVIS EARLY COLLEGE H S (227901007) - AUSTIN ISD - TRAVIS COUNTY

Student Information	Membership				Enrollment			
	Campus		District	State	Campus		District	State
	Count	Percent			Count	Percent		
Homeless	19	1.5%	0.8%	1.1%	19	1.5%	0.8%	1.1%
Immigrant	109	8.8%	6.4%	2.0%	110	8.8%	6.4%	2.0%
Migrant	3	0.2%	0.0%	0.3%	3	0.2%	0.0%	0.3%
Title I	1,240	100.0%	39.4%	64.5%	1,243	100.0%	39.4%	64.5%
Military Connected	0	0.0%	0.3%	2.7%	0	0.0%	0.3%	2.7%
At-Risk	991	79.9%	47.2%	49.2%	994	80.0%	47.2%	49.1%
Students by Instructional Program:								
Bilingual/ESL Education	508	41.0%	31.2%	21.0%	509	40.9%	31.2%	20.9%
Gifted and Talented Education	96	7.7%	12.3%	8.3%	96	7.7%	12.3%	8.3%
Special Education	216	17.4%	13.3%	11.1%	218	17.5%	13.4%	11.3%
Students with Disabilities by Type of								



Type







Texas Education Agency  
2020-21 Staff Information (TAPR)  
TRAVIS EARLY COLLEGE H S (227901007) - AUSTIN ISD - TRAVIS COUNTY

- Indicates there are no students in the group.
- \* Indicates results are masked due to small numbers to protect student confidentiality.
- \*\* When only one student disability or assessment group is masked, then the second smallest student disability or assessment group is masked regardless of size.
- n/a Indicates data reporting is not applicable for this group.
- ? Indicates that the data for this item were statistically improbable or were reported outside a reasonable range.

Link to: [PEIMS Financial Standard Reports 2019-20 Financial Actual Report](#)  
(To open link in a new window, press the "Ctrl" key and click on the link.)