

2020-21 Texas Academic Performance Report (TAPR)


District Name: AUSTIN ISD

Campus Name: NORTHEAST EARLY COLLEGE H S

Campus Number: 227901006

2021 Accountability Rating: Not Rated: Declared State of Disaster

This page is intentionally blank.






Texas Education Agency
 2020-21 STAAR Performance (TAPR)
 NORTHEAST EARLY COLLEGE H S (227901006) - AUSTIN ISD - TRAVIS COUNTY

Due to the cancellation of spring 2020 STAAR, 2021 and 2019 STAAR data are shown.

	School Year	State	District	Campus	African American	Hispanic	White	American Indian	Asian	Pacific Islander	Two or More Races	Special Ed (Current)	Special Ed (Former)	Continuously Enrolled	Non-Continuously Enrolled	Econ Disadv	EB/EL (Current & Monitored)
At Masters Grade Level	2021	18%	16%	2%	0%	3%	*	-	*	-	*	0%	-	1%	6%	3%	4%
	2019	26%	28%	12%	11%	12%	*	-	14%	-	*	9%	*	15%	5%	13%	10%





Texas Education Agency
2020-21 Bilingual Education/English as a Second Language (Current EB Students/EL) (TAPR)
NORTHEAST EARLY COLLEGE H S (227901006) - AUSTIN ISD - TRAVIS COUNTY

Due to the cancellation of spring 2020 STAAR, 2021 and 2019 STAAR data are shown.

- * Indicates results are masked due to small numbers to protect student confidentiality.
- Indicates there are no students in the group.
- Blank cell indicates there are no data available in the group.

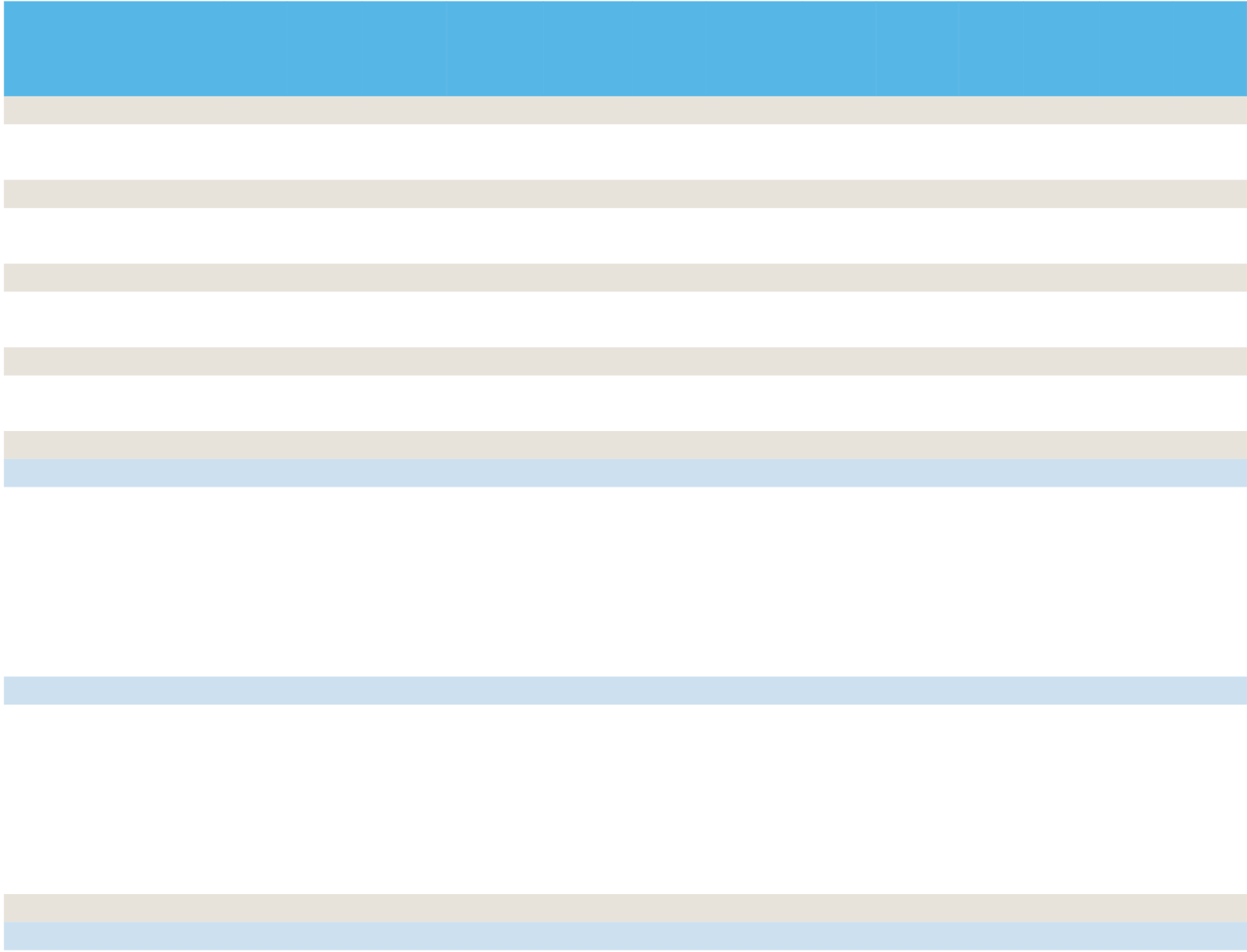
Texas Education Agency
 2020-21 STAAR Participation (TAPR)
 NORTHEAST EARLY COLLEGE H S (227901006) - AUSTIN ISD - TRAVIS COUNTY


Due to the cancellation of spring 2020 STAAR, 2021 and 2019 STAAR data are shown.

	State	District	Campus	African American	Hispanic	White	American Indian	Asian	Pacific Islander	Two or More Races	Special Ed (Current)	Special Ed (Former)	Continuously Enrolled	Non-Continuously Enrolled	Econ Disadv	EB/EL (Current & Monitored)
--	-------	----------	--------	------------------	----------	-------	-----------------	-------	------------------	-------------------	----------------------	---------------------	-----------------------	---------------------------	-------------	-----------------------------

2021

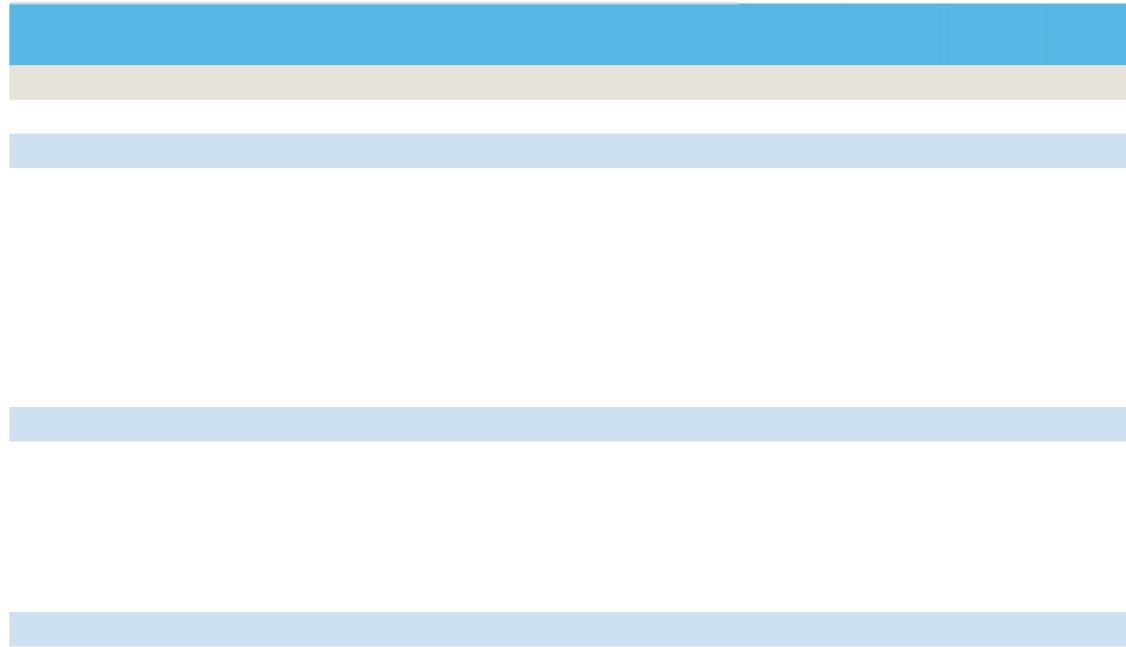
Texas Education Agency
2020-21 Attendance, Graduation, and Dropout Rates (TAPR)
NORTHEAST EARLY COLLEGE H S (227901006) - AUSTIN ISD - TRAVIS COUNTY







Texas Education Agency
2020-21 Graduation Profile (TAPR)
NORTHEAST EARLY COLLEGE H S (227901006) - AUSTIN ISD - TRAVIS COUNTY



Texas Education Agency
 2020-21 College, Career, and Military Readiness (CCMR) (TAPR)
 NORTHEAST EARLY COLLEGE H S (227901006) - AUSTIN ISD - TRAVIS COUNTY

Academic Year	State	District	Campus	African American	Hispanic	White	American Indian	Asian	Pacific Islander	Two or More Races	Special Ed	Econ Disadv	EB/EL
College, Career, and Military Ready Graduates (Student Achievement)													
College, Career, or Military Ready (Annual Graduates)													
2019-20	63.0%	84.7%	58.4%										

Texas Education Agency
 2020-21 College, Career, and Military Readiness (CCMR) (TAPR)
 NORTHEAST EARLY COLLEGE H S (227901006) - AUSTIN ISD - TRAVIS COUNTY



Race/Ethnicity	African American	Hispanic	Other	American Indian or Alaska Native	Asian	Pacific Islander	Two or More Races	Special Education	Economic Disadvantage	English Learner
Certificate	0.0%	7.2%	*	-	11.1%	-	-	0.0%	6.3%	6.3%
(Annual Graduates)	0.0%	0.0%	0.0%	-	*	-				

(Annual

(Annual



Texas Education Agency
 2020-21 CCMR-Related Indicators (TAPR)
 NORTHEAST EARLY COLLEGE H S (227901006) - AUSTIN ISD - TRAVIS COUNTY

	Academic Year	State	District	Campus	African American	Hispanic	White	American Indian	Asian	Pacific Islander	Two or More Races	Special Ed	Econ Disadv	EB/EL
TSIA Results (Graduates >= Criterion) (Annual Graduates)														
Reading	2019-20	30.1%	44.6%	42.0%	16.1%	43.8%	63.6%	-	*	-	*	2.8%	39.1%	19.2%
	2018-19	33.4%	53.8%	49.1%	51.9%	49.4%	*	-	33.3%	-	-	4.5%	47.6%	15.9%
Mathematics	2019-20	21.2%	45.1%	34.6%	16.1%	36.8%	27.3%	-	*	-	*	5.6%	33.7%	21.9%
	2018-19	24.7%	49.8%	33.2%	33.3%	32.2%	*	-	44.4%	-	-	4.5%	31.7%	14.3%
Both Subjects														





Texas Education Agency
 2020-21 CCMR-Related Indicators (TAPR)
 NORTHEAST EARLY COLLEGE H S (227901006) - AUSTIN ISD - TRAVIS COUNTY

	Academic Year	State	District	Campus	African American	Hispanic	White	American Indian	Asian	Pacific Islander	Two or More Races	Special Ed	Econ Disadv	EB/EL
Results (Annual Graduates)	2020	52.3%	74.6%	33.3%	-	40.0%	-	-	*	-	-	-	20.0%	*
	2019	46.3%	64.1%	3.4%	*	1.4%	28.6%	-	*	860.0	683.42	428.04	43.20	20.94
Results (Annual Graduates)														
	2019-20	76.7%	97.6%	86.6%	860.0	683.42	466.84	29.52	0.14	0.000	0.000	0.000	0.000	0.0017




Texas Education Agency
 2020-21 Student Information (TAPR)
 NORTHEAST EARLY COLLEGE H S (227901006) - AUSTIN ISD - TRAVIS COUNTY

Student Information	Membership				Enrollment			
	Campus		District	State	Campus		District	State
	Count	Percent			Count	Percent		
Homeless	21	1.9%	0.8%	1.1%	21	1.9%		



Texas Education Agency
2020-21 Student Information (TAPR)
NORTHEAST EARLY COLLEGE H S (227901006) - AUSTIN ISD - TRAVIS COUNTY





Texas Education Agency
2020-21 Staff Information (TAPR)
NORTHEAST EARLY COLLEGE H S (227901006) - AUSTIN ISD - TRAVIS COUNTY

- Indicates there are no students in the group.
- * Indicates results are masked due to small numbers to protect student confidentiality.
- ** When only one student disability or assessment group is masked, then the second smallest student disability or assessment group is masked regardless of size.
- n/a Indicates data reporting is not applicable for this group.
- ? Indicates that the data for this item were statistically improbable or were reported outside a reasonable range.

Link to: [PEIMS Financial Standard Reports 2019-20 Financial Actual Report](#)
(To open link in a new window, press the "Ctrl" key and click on the link.)