


This page is intentionally blank.

Texas Education Agency
2020-21 STAAR Performance (TAPR)
MCCALLUM H S (227901005) - AUSTIN ISD - TRAVIS COUNTY



Texas Education Agency
2020-21 STAAR Performance (TAPR)
MCCALLUM H S (227901005) - AUSTIN ISD - TRAVIS COUNTY

Due to the cancellation of spring 2020 STAAR, 2021 and 2019 STAAR data are shown.

School Year	State	District	Campus	African American	Hispanic	White	American Indian	Asian	Pacific
-------------	-------	----------	--------	------------------	----------	-------	-----------------	-------	---------

Texas Education Agency
2018-19 Progress (TAPR)
MCCALLUM H S (227901005) - AUSTIN ISD - TRAVIS COUNTY

Due to the cancellation of spring 2020 STAAR, 2019 and 2018 progress data are shown.

	School					



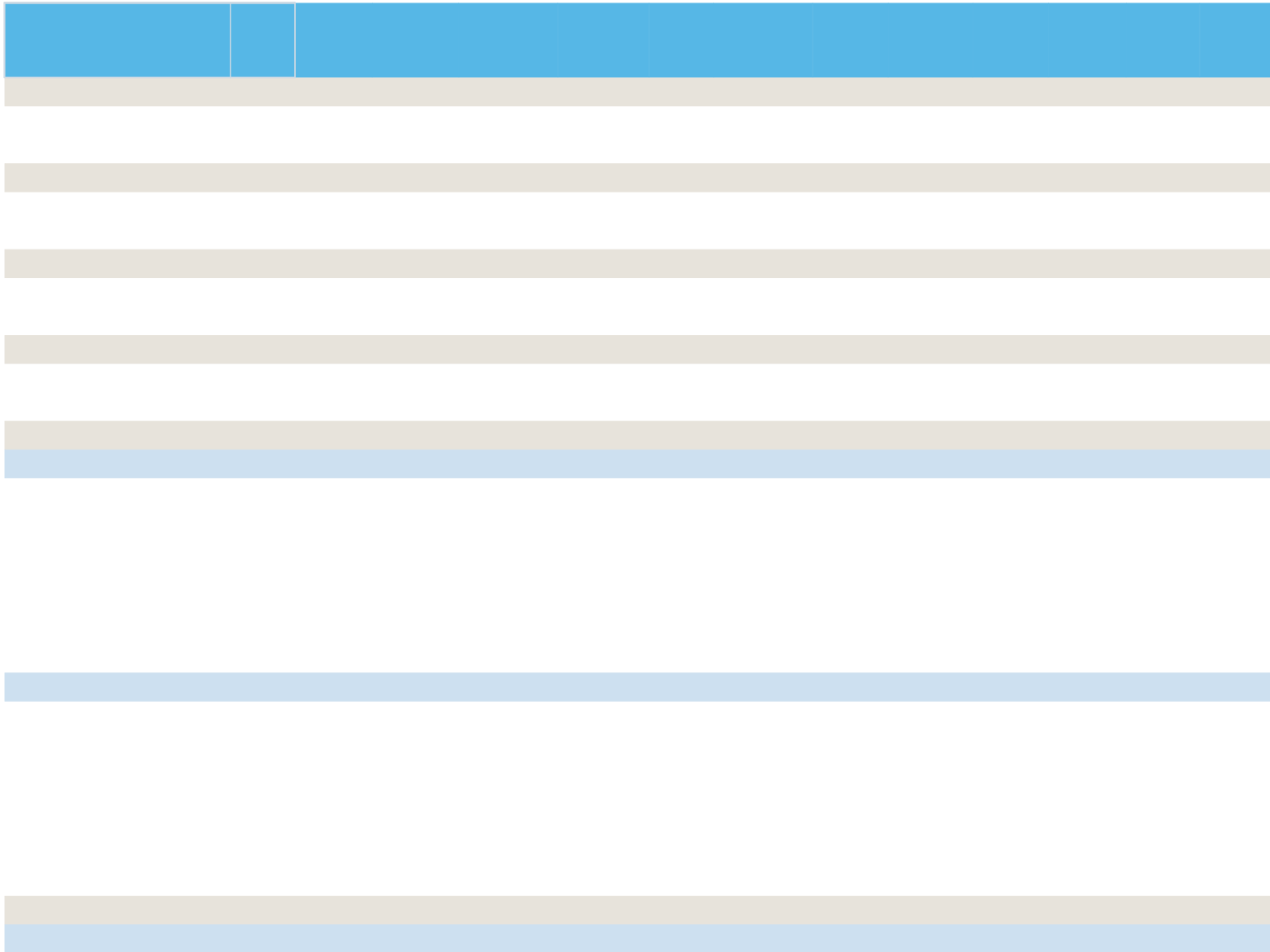
Texas Education Agency
2020-21 Bilingual Education/English as a Second Language (Current EB Students/EL) (TAPR)
MCCALLUM H S (227901005) - AUSTIN ISD - TRAVIS COUNTY

Due to the cancellation of spring 2020 STAAR, 2021 and 2019 STAAR data are shown.

- * Indicates results are masked due to small numbers to protect student confidentiality.
- Indicates there are no students in the group.
- Blank cell indicates there are no data available in the group.



Texas Education Agency
2020-21 Attendance, Graduation, and Dropout Rates (TAPR)
MCCALLUM H S (227901005) - AUSTIN ISD - TRAVIS COUNTY



Texas Education Agency
2020-21 Attendance, Graduation, and Dropout Rates (TAPR)
MCCALLUM H S (227901005) - AUSTIN ISD - TRAVIS COUNTY

	State	District	Campus	African American	Hispanic	White	American Indian	Asian						
--	-------	----------	--------	------------------	----------	-------	-----------------	-------	--	--	--	--	--	--

--	--	--	--	--	--	--	--	--	--	--	--	--	--	--

--	--	--	--	--	--	--	--	--	--	--	--	--	--	--

--	--	--	--	--	--	--	--	--	--	--	--	--	--	--

--	--	--	--	--	--	--	--	--	--	--	--	--	--	--

--	--	--	--	--	--	--	--	--	--	--	--	--	--	--

--	--	--	--	--	--	--	--	--	--	--	--	--	--	--

--	--	--	--	--	--	--	--	--	--	--	--	--	--	--

Texas Education Agency
2020-21 Attendance, Graduation, and Dropout Rates (TAPR)
MCCALLUM H S (227901005) - AUSTIN ISD - TRAVIS COUNTY

	State	District	Campus	African American	Hispanic	White	American Indian	Asian	Pacific Islander	Two or More Races	Special Ed	Econ	

Texas Education Agency
 2020-21 Graduation Profile (TAPR)
 MCCALLUM H S (227901005) - AUSTIN ISD - TRAVIS COUNTY

	Campus Count	Campus Percent	District Count	State Count
Graduates(2019-20 Annual Graduates)				
Total Graduates	398	100.0%	4,530	360,220
By Ethnicity:				
African American	31	7.8%	343	44,729
Hispanic	131	32.9%	2,337	184,060
White	212	53.3%	1,473	105,215



Texas Education Agency
 2020-21 College, Career, and Military Readiness (CCMR) (TAPR)
 MCCALLUM H S (227901005) - AUSTIN ISD - TRAVIS COUNTY

Academic Year	State	District	Campus	African American	Hispanic	White	American Indian	Asian	Pacific Islander	Two or More Races	Special Ed	Econ Disadv	EB/EL
2018-19	10.7%	8.3%	7.8%	3.3%	6.3%	9.7%	-	8.3%	-	0.0%	7.7%	3.7%	0.0%
Graduates with Level I or Level II Certificate (Annual Graduates)													
2019-20	0.7%	0.6%	0.0%	0.0%	0.0%	0.0%	*	0.0%	-	0.0%	0.0%	0.0%	0.0%
2018-19	0.6%	0.4%	0.0%	0.0%	0.0%	0.0%	-	0.0%	-	0.0%	0.0%	0.0%	0.0%
Graduate with Completed IEP and Workforce Readiness (Annual Graduates)													
2019-20	2.4%	2.9%	0.0%	0.0%	0.0%	0.0%	*	0.0%	-	0.0%	0.0%	0.0%	0.0%
2018-19	2.3%	2.7%	0.0%	0.0%	0.0%	0.0%	-	0.0%	-	0.0%	0.0%	0.0%	0.0%
Graduates Under an Advanced Diploma Plan and Identified as a Current Special Education Student (Annual Graduates)													
2019-20	3.7%	5.4%	5.0%	9.7%	6.9%	3.8%	*	0.0%	-	0.0%	66.7%	13.7%	18.2%
2018-19	2.7%	4.1%	3.7%	3.3%	5.4%	2.2%	-	8.3%	-	10.0%	50.0%	4.9%	12.5%


Texas Education Agency
2020-21 CCMR-Related Indicators (TAPR)
MCCALLUM H S (227901005) - AUSTIN ISD - TRAVIS COUNTY

	Academic Year	State	District	Campus	African American		
--	---------------	-------	----------	--------	------------------	--	--

--

--

--



Texas Education Agency
2020-21 Other Postsecondary Indicators (TAPR)
MCCALLUM H S (227901005) - AUSTIN ISD - TRAVIS COUNTY

	Academic Year	State	District	Campus	African American	



Texas Education Agency
2020-21 Student Information (TAPR)
MCCALLUM H S (227901005) - AUSTIN ISD - TRAVIS COUNTY

Student Information	--Non-Special Education Rates--			---Special Education Rates---		
	Campus	District	State	Campus	District	State
Retention Rates by Grade:						
Kindergarten	-	0.9%	1.4%	-	2.2%	4.8%
Grade 1	-	0.6%	1.9%	-	2.1%	3.2%
Grade 2	-	0.5%	1.0%	-	0.5%	1.4%
Grade 3	-	0.2%	0.5%	-	0.2%	0.6%
Grade 4	-	0.1%	0.3%	-	0.6%	0.4%
Grade 5	-	0.1%	0.2%	-	0.5%	0.3%
Grade 6	-	0.0%	0.2%	-	0.0%	0.3%
Grade 7	-	0.2%	0.3%	-	0.0%	0.3%
Grade 8	-	0.0%	0.2%	-	0.0%	0.4%
Grade 9	0.3%	2.3%	4.7%	2.6%	6.9%	7.8%

Class Size Averages by Grade and Subject
(Derived from teacher responsibility records):

Class Size Information	Campus	District	State
Elementary:			
Kindergarten	-	17.1	17.7
Grade 1	-	17.4	18.0
Grade 2	-	16.4	18.0
Grade 3	-	16.4	18.2
Grade 4	-	17.0	18.3
Grade 5	-	21.0	19.8
Grade 6	-	19.5	19.4
Secondary:			
English/Language Arts	21.9	15.8	15.7
Foreign Languages	19.4	18.9	17.8
Mathematics	24.3	17.2	16.9
Science	28.2	19.0	17.9
Social Studies	24.9	18.2	18.3

Texas Education Agency
2020-21 Staff Information (TAPR)
MCCALLUM H S (227901005) - AUSTIN ISD - TRAVIS COUNTY

Staff Information	----- Campus -----			
	Count/Average	Percent	District	State
Total Staff	134.5	100.0%	100.0%	100.0%
Professional Staff:	119.5	88.8%	64.7%	64.3%
Teachers	106.4	79.1%	50.3%	49.6%
Professional Support	7.1	5.3%	10.9%	10.6%
Campus Administration (School Leadership)	6.0	4.5%	3.0%	3.0%
Educational Aides:	15.0	11.2%	9.3%	10.6%
Librarians and Counselors (Headcount):				
Full-time Librarians	0.0	n/a	97.0	4,290.0
Part-time Librarians	0.0	n/a	12.0	582.0
Full-time Counselors	5.0	n/a	212.0	13,211.0
Part-time Counselors	0.0	n/a	11.0	1,126.0
Total Minority Staff:	38.3	28.4%	56.7%	51.5%
Teachers by Ethnicity:				
African American	6.0	5.6%	5.9%	11.1%
Hispanic	13.0	12.2%	33.4%	28.4%
White	81.6	76.7%	56.3%	56.9%
American Indian	0.0	0.0%	0.3%	0.3%
Asian	3.8	3.5%	2.6%	1.8%
Pacific Islander	0.0	0.0%	0.1%	0.2%
Two or More Races	2.0	1.9%	1.3%	1.2%
Teachers by Sex:				
Males	45.2	42.4%	25.6%	23.8%
Females	61.2	57.6%	74.4%	76.2%
Teachers by Highest Degree Held:				
No Degree	2.0	1.9%	0.8%	1.2%
Bachelors	63.2	59.4%	68.8%	73.0%
Masters	40.2	37.8%	29.6%	25.0%
Doctorate	1.0	0.9%	0.7%	0.7%
Teachers by Years of Experience:				
Beginning Teachers	5.0	4.7%	6.3%	6.7%
1-5 Years Experience	26.0	24.4%	30.0%	27.8%
6-10 Years Experience	19.0	17.9%	21.3%	20.3%
11-20 Years Experience	26.2	24.6%	26.9%	29.1%
21-30 Years Experience	25.3	23.8%	12.3%	13.0%
Over 30 Years Experience	5.0	4.7%	3.3%	3.1%

Texas Education Agency
 2020-21 Staff Information (TAPR)
 MCCALLUM H S (227901005) - AUSTIN ISD - TRAVIS COUNTY

	----- Campus -----			
Staff Information	Count/Average	Percent	District	State
Number of Students per Teacher	17.2	n/a	13.6	14.5

Staff Information	Campus	District	State
Experience of Campus Leadership:			
Average Years Experience of Principals	1.0		

Texas Education Agency
2020-21 Staff Information (TAPR)
MCCALLUM H S (227901005) - AUSTIN ISD - TRAVIS COUNTY

- Indicates there are no students in the group.
- * Indicates results are masked due to small numbers to protect student confidentiality.
- ** When only one student disability or assessment group is masked, then the second smallest student disability or assessment group is masked regardless of size.
- n/a Indicates data reporting is not applicable for this group.
- ? Indicates that the data for this item were statistically improbable or were reported outside a reasonable range.

Link to: [PEIMS Financial Standard Reports 2019-20 Financial Actual Report](#)
(To open link in a new window, press the "Ctrl" key and click on the link.)