



This page is intentionally blank.

Texas Education Agency
2020-21 STAAR Performance (TAPR)
NAVARRO EARLY COLLEGE H S (227901004) - AUSTIN ISD - TRAVIS COUNTY

Due to the cancellation of spring 2020 STAAR, 2021 and 2019 STAAR data are shown.



Texas Education Agency
2020-21 STAAR Performance (TAPR)
NAVARRO EARLY COLLEGE H S (227901004) - AUSTIN ISD - TRAVIS COUNTY

Due to the cancellation of spring 2020 STAAR, 2021 and 2019 STAAR data are shown.

School Year	State
----------------	-------

Texas Education Agency
 2020-21 STAAR Performance (TAPR)
 NAVARRO EARLY COLLEGE H S (227901004) - AUSTIN ISD - TRAVIS COUNTY

Due to the cancellation of spring 2020 STAAR, 2021 and 2019 STAAR data are shown.



	School Year	State	District	Campus	African American	Hispanic	White	American Indian	Asian	Pacific Islander	Two or More Races	Special Ed (Current)	Special Ed (Former)	Continuously Enrolled	Non-Continuously Enrolled	Econ Disadv	EB/EL (Current & Monitored)
At Masters Grade Level	2021	18%	16%	2%	0%	2%	0%	-	20%	-	-						



Texas Education Agency
2020-21 Bilingual Education/English as a Second Language (Current EB Students/EL) (TAPR)
NAVARRO EARLY COLLEGE H S (227901004) - AUSTIN ISD - TRAVIS COUNTY

Due to the cancellation of spring 2020 STAAR, 2021 and 2019 STAAR data are shown.

- * Indicates results are masked due to small numbers to protect student confidentiality.
- Indicates there are no students in the group.
- Blank cell indicates there are no data available in the group.



Texas Education Agency
 2020-21 Attendance, Graduation, and Dropout Rates (TAPR)
 NAVARRO EARLY COLLEGE H S (227901004) - AUSTIN ISD - TRAVIS COUNTY


	State	District	Campus	African American	Hispanic	White	American Indian	Asian	Pacific Islander	Two or More Races	Special Ed	Econ Disadv	EB/EL
Class of 2020	83.5%	91.2%	79.0%	75.0%	79.9%	66.7%	-						

Texas Education Agency
2020-21 College, Career, and Military Readiness (CCMR) (TAPR)
NAVARRO EARLY COLLEGE H S (227901004) - AUSTIN ISD - TRAVIS COUNTY

Academic Year	State	District	Campus		

Texas Education Agency
2020-21 College, Career, and Military Readiness (CCMR) (TAPR)
NAVARRO EARLY COLLEGE H S (227901004) - AUSTIN ISD - TRAVIS COUNTY

Academic Year	State	District	Campus	African American	Hispanic	White		



Texas Education Agency
 2020-21 CCMR-Related Indicators (TAPR)
 NAVARRO EARLY COLLEGE H S (227901004) - AUSTIN ISD - TRAVIS COUNTY

	Academic Year	State	District	Campus	African American	Hispanic	White	American Indian	Asian	Pacific Islander	Two or More Races	Special Ed	Econ Disadv	EB/EL
Social Studies	2020	52.3%	74.6%	5.6%	*	3.1%	-	-	*	-	-	-	6.3%	0.0%
	2019	46.3%	64.1%	4.3%	0.0%	5.0%	0.0%	-	*	-	*	*	5.2%	0.0%

Texas Education Agency
2020-21 Other Postsecondary Indicators (TAPR)
NAVARRO EARLY COLLEGE H S (227901004) - AUSTIN ISD - TRAVIS COUNTY

	Academic Year	State	District	Campus	African American	Hispanic	White	American Indian	Asian	Pacific	

Texas Education Agency
2020-21 Student Information (TAPR)
NAVARRO EARLY COLLEGE H S (227901004) - AUSTIN ISD - TRAVIS COUNTY

	Membership	Enrollment
Campus		

Texas Education Agency
 2020-21 Student Information (TAPR)
 NAVARRO EARLY COLLEGE H S (227901004) - AUSTIN ISD - TRAVIS COUNTY

Student Information	Membership				Enrollment			
	Campus		District	State	Campus		District	State
	Count	Percent			Count	Percent		
Homeless	13	0.8%	0.8%	1.1%	13	0.8%	0.8%	1.1%
Immigrant	213	13.6%	6.4%	2.0%	213	13.6%	6.4%	2.0%
Migrant	1	0.1%	0.0%	0.3%	1	0.1%	0.0%	0.3%
Title I	1,566	100.0%	39.4%	64.5%	1,570	100.0%	39.4%	64.5%
Military Connected	0	0.0%	0.3%	2.7%	0	0.0%	0.3%	2.7%
At-Risk	1,294	82.6%	47.2%	49.2%	1,298	82.7%	47.2%	49.1%
Students by Instructional Program:								
Bilingual/ESL Education	893	57.0%	31.2%	21.0%	894	56.9%	31.2%	20.9%
Gifted and Talented Education	88	5.6%	12.3%	8.3%	88	5.6%	12.3%	8.3%
Special Education	246	15.7%	13.3%	11.1%	247	15.7%	13.4%	11.3%

Students with Disabilities by Type of P9 Tf 123.(Ar 9.09 Tf 249.4 358.7 Td Tj ET BT /TT3 9.09 Tf 272.88 358.7 Td (of)Tj ET BT4/TT3 9.09. 0.894 rg 0.504.14



Texas Education Agency
2020-21 Student Information (TAPR)
NAVARRO EARLY COLLEGE H S (227901004) - AUSTIN ISD - TRAVIS COUNTY

Student Information	--Non-Special Education Rates--			---Special Education Rates---		
	Campus	District	State	Campus	District	State
Retention Rates by Grade:						
Kindergarten	-	0.9%	1.4%	-	2.2%	4.8%
Grade 1	-	0.6%	1.9%	-	2.1%	3.2%
Grade 2	-	0.5%	1.0%	-	0.5%	1.4%
Grade 3	-	0.2%	0.5%	-	0.2%	0.6%
Grade 4	-	0.1%	0.3%	-	0.6%	0.4%
Grade 5	-	0.1%	0.2%	-	0.5%	0.3%
Grade 6	-	0.0%	0.2%	-	0.0%	0.3%
Grade 7	-	0.2%	0.3%	-	0.0%	0.3%
Grade 8	-	0.0%	0.2%	-	0.0%	0.4%
Grade 9	3.5%	2.3%	4.7%	7.6%	6.9%	7.8%

Class Size Averages by Grade and Subject
(Derived from teacher responsibility records):

Class Size Information	Campus	District	State
Elementary:			
Kindergarten	-	17.1	17.7
Grade 1	-	17.4	18.0
Grade 2	-	16.4	18.0
Grade 3	-	16.4	18.2
Grade 4	-	17.0	18.3
Grade 5	-	21.0	19.8
Grade 6	-	19.5	19.4
Secondary:			
English/Language Arts	20.4	15.8	15.7
Foreign Languages	24.7	18.9	17.8
Mathematics	23.6	17.2	16.9
Science	20.7	19.0	17.9
Social Studies	21.4	18.2	18.3



Texas Education Agency
2020-21 Staff Information (TAPR)
NAVARRO EARLY COLLEGE H S (227901004) - AUSTIN ISD - TRAVIS COUNTY

- Indicates there are no students in the group.
- * Indicates results are masked due to small numbers to protect student confidentiality.
- ** When only one student disability or assessment group is masked, then the second smallest student disability or assessment group is masked regardless of size.
- n/a Indicates data reporting is not applicable for this group.
- ? Indicates that the data for this item were statistically improbable or were reported outside a reasonable range.

Link to: [PEIMS Financial Standard Reports 2019-20 Financial Actual Report](#)
(To open link in a new window, press the "Ctrl" key and click on the link.)