

Texas 2012 NCLB Report Card
Part I - Campus Level: Student Performance for Each District and Campus Compared to the State,
Percent of Students Tested, Student Achievement by Proficiency Level, 2010-11, 2011-12*

February 1, 2013

Portions of the NCLB Report Card (Part I, Part II, etc. or prior year information) may not appear when data are not reported.

* Asian, Pacific Islander and Two or More Races are not available for indicators that use the former race/ethnicity definitions. See the Texas NCLB Glossary for details.

Student Achievement results are rounded to the nearest whole percent.

For grades 3-8, the 2011-12 assessment results are based on the State of Texas Assessments of Academic Readiness (STAAR) results at the TAKS-equivalency standard that was developed using the STAAR Bridge Study, including required changes due to the transition to the new assessment program. The 2010-11 assessment results are based on the Texas Assessment of Knowledge and Skills (TAKS) results at the Met Standard level.

Special formats ('*', '>99%', '<1%', 'n/a') are used in order to comply with the Family Educational Rights and Privacy Act (FERPA).

Questions regarding Part I of the NCLB Report Card should be directed to the Division of Performance Reporting. Contact us at (512) 463-9704 or performance.reporting@tea.state.tx.us.

Texas 2012 NCLB Report Card
 Part I - Campus Level: Student Performance for Each District and Campus Compared to the State,
 Percent of Students Tested, Student Achievement by Proficiency Level, 2010-11, 2011-12*

February 1, 2013

For ZAVALA EL (227901145) AUSTIN ISD

Portions of the NCLB Report Card (Part I, Part II, etc. or prior year information) may not appear when data are not reported.

* Asian, Pacific Islander and Two or More Races are not available for indicators that use the former race/ethnicity definitions. See the Texas NCLB Glossary for details.

Student Achievement results are rounded to the nearest whole percent.

For grades 3-8, the 2011-12 assessment results are based on the State of Texas Assessments of Academic Readiness (STAAR) results at the TAKS-equivalency standard that was developed using the STAAR Bridge Study, including required changes due to the transition to the new assessment program. The 2010-11 assessment results are based on the Texas Assessment of Knowledge and Skills (TAKS) results at the Met Standard level.

Special formats ('*', '>99%', '<1%', 'n/a') are used in order to comply with the Family Educational Rights and Privacy Act (FERPA).

Questions regarding Part I of the NCLB Report Card should be directed to the Division of Performance Reporting. Contact us at (512) 463-9704 or performance.reporting@tea.state.tx.us.

Texas 2012 NCLB Report Card
Part I - Campus Level: Student Performance for Each District and Campus Compared to the State,
Percent of Students Tested, Student Achievement by Proficiency Level, 2010-11, 2011-12*

February 1, 2013

For ZAVALA EL (227901145) AUSTIN ISD

--	--	--	--

Portions of the NCLB Report Card (Part I, Part II, etc. or prior year information) may not appear when data are not reported.

* Asian, Pacific Islander and Two or More Races are not available for indicators that use the former race/ethnicity definitions. See the Texas NCLB Glossary for details.

Student Achievement results are rounded to the nearest whole percent.

For grades 3-8, the 2011-12 assessment results are based on the State of Texas Assessments of Academic Readiness (STAAR) results at the TAKS-equivalency standard that was developed using the STAAR Bridge Study, including required changes due to the transition to the new assessment program. The 2010-11 assessment results are based on the Texas Assessment of Knowledge and Skills (TAKS) results at the Met Standard level.

Special formats ('*', '>99%', '<1%', 'n/a') are used in order to comply with the Family Educational Rights and Privacy Act (FERPA).

Questions regarding Part I of the NCLB Report Card should be directed to the Division of Performance Reporting. Contact us at (512) 463-9704 or performance.reporting@tea.state.tx.us.

Texas 2012 NCLB Report Card
 Part I - Campus Level: Student Performance for Each District and Campus Compared to the State,
 Percent of Students Tested, Student Achievement by Proficiency Level, 2010-11, 2011-12*

February 1, 2013

For ZAVALA EL (227901145) AUSTIN ISD

Portions of the NCLB Report Card (Part I, Part II, etc. or prior year information) may not appear when data are not reported.

* Asian, Pacific Islander and Two or More Races are not available for indicators that use the former race/ethnicity definitions. See the Texas NCLB Glossary for details.

Student Achievement results are rounded to the nearest whole percent.

For grades 3-8, the 2011-12 assessment results are based on the State of Texas Assessments of Academic Readiness (STAAR) results at the TAKS-equivalency standard that was developed using the STAAR Bridge Study, including required changes due to the transition to the new assessment program. The 2010-11 assessment results are based on the Texas Assessment of Knowledge and Skills (TAKS) results at the Met Standard level.

Special formats ('*', '>99%', '<1%', 'n/a') are used in order to comply with the Family Educational Rights and Privacy Act (FERPA).

Questions regarding Part I of the NCLB Report Card should be directed to the Division of Performance Reporting. Contact us at (512) 463-9704 or performance.reporting@tea.state.tx.us.

Texas 2012 NCLB Report Card
Part I - Campus Level: Student Performance for Each District and Campus Compared to the State,
Percent of Students Tested, Student Achievement by Proficiency Level, 2010-11, 2011-12*

February 1, 2013

For ZAVALA EL (227901145) AUSTIN ISD

--	--	--

Portions of the NCLB Report Card (Part I, Part II, etc. or prior year information) may not appear when data are not reported.

* Asian, Pacific Islander and Two or More Races are not available for indicators that use the former race/ethnicity definitions. See the Texas NCLB Glossary for details.

Student Achievement results are rounded to the nearest whole percent.

For grades 3-8, the 2011-12 assessment results are based on the State of Texas Assessments of Academic Readiness (STAAR) results at the TAKS-equivalency standard that was developed using the STAAR Bridge Study, including required changes due to the transition to the new assessment program. The 2010-11 assessment results are based on the Texas Assessment of Knowledge and Skills (TAKS) results at the Met Standard level.

Special formats ('*', '>99%', '<1%', 'n/a') are used in order to comply with the Family Educational Rights and Privacy Act (FERPA).

Questions regarding Part I of the NCLB Report Card should be directed to the Division of Performance Reporting. Contact us at (512) 463-9704 or performance.reporting@tea.state.tx.us.

Texas 2012 NCLB Report Card
 Part I - Campus Level: Student Performance for Each District and Campus Compared to the State,
 Percent of Students Tested, Student Achievement by Proficiency Level, 2010-11, 2011-12*

February 1, 2013

For ZAVALA EL (227901145) AUSTIN ISD

Portions of the NCLB Report Card (Part I, Part II, etc. or prior year information) may not appear when data are not reported.

* Asian, Pacific Islander and Two or More Races are not available for indicators that use the former race/ethnicity definitions. See the Texas NCLB Glossary for details.

Student Achievement results are rounded to the nearest whole percent.

For grades 3-8, the 2011-12 assessment results are based on the State of Texas Assessments of Academic Readiness (STAAR) results at the TAKS-equivalency standard that was developed using the STAAR Bridge Study, including required changes due to the transition to the new assessment program. The 2010-11 assessment results are based on the Texas Assessment of Knowledge and Skills (TAKS) results at the Met Standard level.

Special formats ('*', '>99%', '<1%', 'n/a') are used in order to comply with the Family Educational Rights and Privacy Act (FERPA).

Questions regarding Part I of the NCLB Report Card should be directed to the Division of Performance Reporting. Contact us at (512) 463-9704 or performance.reporting@tea.state.tx.us.

Texas 2012 NCLB Report Card
 Part I - Campus Level: Student Performance for Each District and Campus Compared to the State,
 Percent of Students Tested, Student Achievement by Proficiency Level, 2010-11, 2011-12*

February 1, 2013

For ZAVALA EL (227901145) AUSTIN ISD

Portions of the NCLB Report Card (Part I, Part II, etc. or prior year information) may not appear when data are not reported.

* Asian, Pacific Islander and Two or More Races are not available for indicators that use the former race/ethnicity definitions. See the Texas NCLB Glossary for details.

Student Achievement results are rounded to the nearest whole percent.

For grades 3-8, the 2011-12 assessment results are based on the State of Texas Assessments of Academic Readiness (STAAR) results at the TAKS-equivalency standard that was developed using the STAAR Bridge Study, including required changes due to the transition to the new assessment program. The 2010-11 assessment results are based on the Texas Assessment of Knowledge and Skills (TAKS) results at the Met Standard level.

Special formats ('*', '>99%', '<1%', 'n/a') are used in order to comply with the Family Educational Rights and Privacy Act (FERPA).

Questions regarding Part I of the NCLB Report Card should be directed to the Division of Performance Reporting. Contact us at (512) 463-9704 or performance.reporting@tea.state.tx.us.

Texas 2012 NCLB Report Card
 Part I - Campus Level: Student Performance for Each District and Campus Compared to the State,
 Percent of Students Tested, Student Achievement by Proficiency Level, 2010-11, 2011-12*

February 1, 2013

For ZAVALA EL (227901145) AUSTIN ISD

Portions of the NCLB Report Card (Part I, Part II, etc. or prior year information) may not appear when data are not reported.

* Asian, Pacific Islander and Two or More Races are not available for indicators that use the former race/ethnicity definitions. See the Texas NCLB Glossary for details.

Student Achievement results are rounded to the nearest whole percent.

For grades 3-8, the 2011-12 assessment results are based on the State of Texas Assessments of Academic Readiness (STAAR) results at the TAKS-equivalency standard that was developed using the STAAR Bridge Study, including required changes due to the transition to the new assessment program. The 2010-11 assessment results are based on the Texas Assessment of Knowledge and Skills (TAKS) results at the Met Standard level.

Special formats ('*', '>99%', '<1%', 'n/a') are used in order to comply with the Family Educational Rights and Privacy Act (FERPA).

Questions regarding Part I of the NCLB Report Card should be directed to the Division of Performance Reporting. Contact us at (512) 463-9704 or performance.reporting@tea.state.tx.us.

Texas 2012 NCLB Report Card
Part I - Campus Level: Student Performance for Each District and Campus Compared to the State,
Percent of Students Tested, Student Achievement by Proficiency Level, 2010-11, 2011-12*

February 1, 2013

Portions of the NCLB Report Card (Part I, Part II, etc. or prior year information) may not appear when data are not reported.

* Asian, Pacific Islander and Two or More Races are not available for indicators that use the former race/ethnicity definitions. See the Texas NCLB Glossary for details.

Student Achievement results are rounded to the nearest whole percent.

For grades 3-8, the 2011-12 assessment results are based on the State of Texas Assessments of Academic Readiness (STAAR) results at the TAKS-equivalency standard that was developed using the STAAR Bridge Study, including required changes due to the transition to the new assessment program. The 2010-11 assessment results are based on the Texas Assessment of Knowledge and Skills (TAKS) results at the Met Standard level.

Special formats ('*', '>99%', '<1%', 'n/a') are used in order to comply with the Family Educational Rights and Privacy Act (FERPA).

Questions regarding Part I of the NCLB Report Card should be directed to the Division of Performance Reporting. Contact us at (512) 463-9704 or performance.reporting@tea.state.tx.us.

Texas 2012 NCLB Report Card
Part I - Campus Level: Student Performance for Each District and Campus Compared to the State,
Percent of Students Tested, Student Achievement by Proficiency Level, 2010-11, 2011-12*

February 1, 2013

For ZAVALA EL (227901145) AUSTIN ISD

--	--

Portions of the NCLB Report Card (Part I, Part II, etc. or prior year information) may not appear when data are not reported.

* Asian, Pacific Islander and Two or More Races are not available for indicators that use the former race/ethnicity definitions. See the Texas NCLB Glossary for details.

Student Achievement results are rounded to the nearest whole percent.

For grades 3-8, the 2011-12 assessment results are based on the State of Texas Assessments of Academic Readiness (STAAR) results at the TAKS-equivalency standard that was developed using the STAAR Bridge Study, including required changes due to the transition to the new assessment program. The 2010-11 assessment results are based on the Texas Assessment of Knowledge and Skills (TAKS) results at the Met Standard level.

Special formats ('*', '>99%', '<1%', 'n/a') are used in order to comply with the Family Educational Rights and Privacy Act (FERPA).

Questions regarding Part I of the NCLB Report Card should be directed to the Division of Performance Reporting. Contact us at (512) 463-9704 or performance.reporting@tea.state.tx.us.

Texas 2012 NCLB Report Card
 Part I - Campus Level: Student Performance for Each District and Campus Compared to the State,
 Percent of Students Tested, Student Achievement by Proficiency Level, 2010-11, 2011-12*

February 1, 2013

For ZAVALA EL (227901145) AUSTIN ISD

Portions of the NCLB Report Card (Part I, Part II, etc. or prior year information) may not appear when data are not reported.

* Asian, Pacific Islander and Two or More Races are not available for indicators that use the former race/ethnicity definitions. See the Texas NCLB Glossary for details.

Student Achievement results are rounded to the nearest whole percent.

For grades 3-8, the 2011-12 assessment results are based on the State of Texas Assessments of Academic Readiness (STAAR) results at the TAKS-equivalency standard that was developed using the STAAR Bridge Study, including required changes due to the transition to the new assessment program. The 2010-11 assessment results are based on the Texas Assessment of Knowledge and Skills (TAKS) results at the Met Standard level.

Special formats ('*', '>99%', '<1%', 'n/a') are used in order to comply with the Family Educational Rights and Privacy Act (FERPA).

Questions regarding Part I of the NCLB Report Card should be directed to the Division of Performance Reporting. Contact us at (512) 463-9704 or performance.reporting@tea.state.tx.us.

Portions of the NCLB Report Card (Part I, Part II, etc. or prior year) Asian, Pacific Islander and Two or More Races are not available for indicators that use the former race/ethnicity definitions. See the Texas NCLB Glossary for details.

* Asian, Pacific Islander and Two or More Races are not available for indicators that use the former race/ethnicity definitions. See the Texas NCLB Glossary for details.

Student Achievement results are rounded to the nearest whole percent.

For grades 3-8, the 2011-12 assessment results are based on the State of Texas Assessments of Academic Readiness (STAAR) results at the TAKS-equivalency standard that was developed using the STAAR Bridge Study, including required changes due to the transition to the new assessment program. The 2010-11 assessment results are based on the Texas Assessment of Knowledge and Skills (TAKS) results at the Met Standard level.


Special formats ('*', '>99%', '<1%', 'n/a') are used in order to comply with the Family Educational Rights and Privacy Act (FERPA).

Questions regarding Part I of the NCLB Report Card should be directed to the Division of Performance Reporting. Contact us at (512) 463-9704 or performance.reporting@tea.state.tx.us.

Texas 2012 NCLB Report Card
Part I - Campus Level: Student Performance for Each District and Campus Compared to the State,
Percent of Students Tested, Student Achievement by Proficiency Level, 2010-11, 2011-12*

February 1, 2013

For ZAVALA EL (227901145) AUSTIN ISD



Portions of the NCLB Report Card (Part I, Part II, etc. or prior year information) may not appear when data are not reported.

* Asian, Pacific Islander and Two or More Races are not available for indicators that use the former race/ethnicity definitions. See the Texas NCLB Glossary for details.

Student Achievement results are rounded to the nearest whole percent.

For grades 3-8, the 2011-12 assessment results are based on the State of Texas Assessments of Academic Readiness (STAAR) results at the TAKS-equivalency standard that was developed using the STAAR Bridge Study, including required changes due to the transition to the new assessment program. The 2010-11 assessment results are based on the Texas Assessment of Knowledge and Skills (TAKS) results at the Met Standard level.

Special formats ('*', '>99%', '<1%', 'n/a') are used in order to comply with the Family Educational Rights and Privacy Act (FERPA).

Questions regarding Part I of the NCLB Report Card should be directed to the Division of Performance Reporting. Contact us at (512) 463-9704 or performance.reporting@tea.state.tx.us.

Texas 2012 NCLB Report Card
Part I - Campus Level: Student Performance for Each District and Campus Compared to the State,

Portions of the NCLB Report Card (Part I, Part II, etc. or prior year information) may not appear when data are not reported.

* Asian, Pacific Islander and Two or More Races are not available for indicators that use the former race/ethnicity definitions. See the Texas NCLB Glossary for details.

Student Achievement results are rounded to the nearest whole percent.

For grades 3-8, the 2011-12 assessment results are based on the State of Texas Assessments of Academic Readiness (STAAR) results at the TAKS-equivalency standard that was developed using the STAAR Bridge Study, including required changes due to the transition to the new assessment program. The 2010-11 assessment results are based on the Texas Assessment of Knowledge and Skills (TAKS) results at the Met Standard level.

Special formats ('*', '>99%', '<1%', 'n/a') are used in order to comply with the Family Educational Rights and Privacy Act (FERPA).

Questions regarding Part I of the NCLB Report Card should be directed to the Division of Performance Reporting. Contact us at (512) 463-9704 or performance.reporting@tea.state.tx.us.

Portions of the NCLB Report Card (Part I, Part II, etc. or prior year) Asian, Pacific Islander and Two or More Races are not available for indicators that use the former race/ethnicity definitions. See the Texas NCLB Glossary for details.

* Asian, Pacific Islander and Two or More Races are not available for indicators that use the former race/ethnicity definitions. See the Texas NCLB Glossary for details.

Student Achievement results are rounded to the nearest whole percent.

For grades 3-8, the 2011-12 assessment results are based on the State of Texas Assessments of Academic Readiness (STAAR) results at the TAKS-equivalency standard that was developed using the STAAR Bridge Study, including required changes due to the transition to the new assessment program. The 2010-11 assessment results are based on the Texas Assessment of Knowledge and Skills (TAKS) results at the Met Standard level.

Special formats ('*', '>99%', '<1%', 'n/a') are used in order to comply with the Family Educational Rights and Privacy Act (FERPA).

Questions regarding Part I of the NCLB Report Card should be directed to the Division of Performance Reporting. Contact us at (512) 463-9704 or performance.reporting@tea.state.tx.us.

Texas 2012 NCLB Report Card
 Part I - Campus Level: Student Performance for Each District and Campus Compared to the State,
 Percent of Students Tested, Student Achievement by Proficiency Level, 2010-11, 2011-12*

February 1, 2013

For ZAVALA EL (227901145) AUSTIN ISD

Portions of the NCLB Report Card (Part I, Part II, etc. or prior year information) may not appear when data are not reported.

* Asian, Pacific Islander and Two or More Races are not available for indicators that use the former race/ethnicity definitions. See the Texas NCLB Glossary for details.

Student Achievement results are rounded to the nearest whole percent.

For grades 3-8, the 2011-12 assessment results are based on the State of Texas Assessments of Academic Readiness (STAAR) results at the TAKS-equivalency standard that was developed using the STAAR Bridge Study, including required changes due to the transition to the new assessment program. The 2010-11 assessment results are based on the Texas Assessment of Knowledge and Skills (TAKS) results at the Met Standard level.

Special formats ('*', '>99%', '<1%', 'n/a') are used in order to comply with the Family Educational Rights and Privacy Act (FERPA).

Questions regarding Part I of the NCLB Report Card should be directed to the Division of Performance Reporting. Contact us at (512) 463-9704 or performance.reporting@tea.state.tx.us.

Texas 2012 NCLB Report Card
 Part I - Campus Level: Student Performance for Each District and Campus Compared to the State,
 Percent of Students Tested, Student Achievement by Proficiency Level, 2010-11, 2011-12*

February 1, 2013

For ZAVALA EL (227901145) AUSTIN ISD

Student 010-119								
Male								

Portions of the NCLB Report Card (Part I, Part II, etc. or prior year information) may not appear when data are not reported.

* Asian, Pacific Islander and Two or More Races are not available for indicators that use the former race/ethnicity definitions. See the Texas NCLB Glossary for details.

Student Achievement results are rounded to the nearest whole percent.

For grades 3-8, the 2011-12 assessment results are based on the State of Texas Assessments of Academic Readiness (STAAR) results at the TAKS-equivalency standard that was developed using the STAAR Bridge Study, including required changes due to the transition to the new assessment program. The 2010-11 assessment results are based on the Texas Assessment of Knowledge and Skills (TAKS) results at the Met Standard level.

Special formats ('*', >99%, <1%, 'n/a') are used in order to comply with the Family Educational Rights and Privacy Act (FERPA).

Questions regarding Part I of the NCLB Report Card should be directed to the Division of Performance Reporting. Contact us at (512) 463-9704 or performance.reporting@tea.state.tx.us.

Special formats ('*', >99%, <1%, 'n/a') are used in order to comply with the Family Educational Rights and Privacy Act (FERPA).

Questions regarding Part I of the NCLB Report Card should be directed to the Division of Performance Reporting. Contact us at (512) 463-9704 or performance.reporting@tea.state.tx.us.

For grades 3-8, the 2011-12 assessment results are based on the State of Texas Assessments of Academic Readiness

Special formats ('*', >99%, <1%, 'n/a') are used in order to comply with the Family Educational Rights and Privacy Act (FERPA).

Questions regarding Part I of the NCLB Report Card should be directed to the Division of Performance Reporting. Contact us at (512) 463-9704 or performance.reporting@tea.state.tx.us.

* Asian, Pacific Islander and Two or More Races are not available for indicators that use the former race/ethnicity

Student Achievement results are rounded to the nearest whole percent.

For grades 3-8, the 2011-12 assessment results are based on the State of Texas Assessments of Academic Readiness (STAAR) results at the TAKS-equivalency standard that was developed using the STAAR Bridge Study, including required changes due to the transition to the new assessment program. The 2010-11 assessment results are based on the Texas Assessment of Knowledge and Skills (TAKS) results at the Met Standard level.

Special formats ('*', '>99%', '<1%', 'n/a') are used in order to comply with the Family Educational Rights and Privacy Act (FERPA).

Questions regarding Part I of the NCLB Report Card should be directed to the Division of Performance Reporting. Contact us at (512) 463-9704 or performance.reporting@tea.state.tx.us.

NCLB Report Card
 Level: Student Performance for Each District and Campus Compared to the State,
 Students Tested, Student Achievement by Proficiency Level, 2010-11, 2011-12*

February 1, 2013

(227901145) AUSTIN ISD

Report Card (Part I, Part II, etc. or prior year information) may not appear when data are not


nder and Two or More Races are not available for indicators that use the former race/ethnicity
 Texas NCLB Glossary for details.

results are rounded to the nearest whole percent.

2011-12 assessment results are based on the State of Texas Assessments of Academic Readiness
 the TAKS-equivalency standard that was developed using the STAAR Bridge Study, including required
 transition to the new assessment program. The 2010-11 assessment results are based on the Texas
 Edge and Skills (TAKS) results at the Met Standard level.

99%, <1%, 'n/a') are used in order to comply with the Family Educational Rights and Privacy Act

Part I of the NCLB Report Card should be directed to the Division of Performance Reporting. Contact
 or performance.reporting@tea.state.tx.us.



2j ET 397

may not appear when data are not

that use the former race/ethnicity

Assessments of Academic Readiness
STAAR Bridge Study, including required

changes due to the transition to the new assessment program. The 2010-11 assessment results are based on the Texas Assessment of Knowledge and Skills (TAKS) results at the Met Standard level.

Special formats ('*', >99%, <1%, 'n/a') are used in order to comply with the Family Educational Rights and Privacy Act (FERPA).

Questions regarding Part I of the NCLB Report Card should be directed to the Division of Performance Reporting. Contact us at (512) 463-9704 or performance.reporting@tea.state.tx.us.

Special formats ('*', >99%, <1%, 'n/a') are used in order to comply with the Family Educational Rights and Privacy Act (FERPA).

Questions regarding Part I of the NCLB Report Card should be directed to the Division of Performance Reporting. Contact us at (512) 463-9704 or performance.reporting@tea.state.tx.us.

Special formats ('*', >99%, <1%, 'n/a') are used in order to comply with the Family Educational Rights and Privacy Act (FERPA).

Questions regarding Part II a. of the NCLB Report Card should be directed to the Division of Performance Reporting. Contact us at (512) 463-9704 or performance.reporting@tea.state.tx.us.

Special formats ('*', >99%, <1%, 'n/a') are used in order to comply with the Family Educational Rights and Privacy Act (FERPA).

Questions regarding Part II a. of the NCLB Report Card should be directed to the Division of Performance Reporting. Contact us at (512) 463-9704 or performance.reporting@tea.state.tx.us.

Texas 2012 NCLB Report Card
 Part II a. - Campus Level: Comparison Between Student Achievement and the State Academic
 Expectations as Measured by Adequate Yearly Progress (AYP)*

February 1, 2013

For ZAVALA EL (227901145) AUSTIN ISD

Portions of the NCLB Report Card (Part I, Part II, etc. or prior year information) may not appear when data are not reported.

* Asian, Pacific Islander and Two or More Races are not available for indicators that use the former race/ethnicity definitions. See the Texas NCLB Glossary for details.

Student Achievement results are rounded to the nearest whole percent. Additional Academic Indicators (Graduation and Attendance Rate) are rounded to the nearest one-tenth of a percent (one decimal place).

Special formats ('*', '>99%', '<1%', 'n/a') are used in order to comply with the Family Educational Rights and Privacy Act (FERPA).

Questions regarding Part II a. of the NCLB Report Card should be directed to the Division of Performance Reporting. Contact us at (512) 463-9704 or performance.reporting@tea.state.tx.us.

Texas 2012 NCLB Report Card
 Part II a. - Campus Level: Comparison Between Student Achievement and the State Academic
 Expectations as Measured by Adequate Yearly Progress (AYP)*

February 1, 2013

For ZAVALA EL (227901145) AUSTIN ISD

782

Portions of the NCLB Report Card (Part I, Part II, etc.) may not appear where they are not reported.

* Asian, Pacific Islander and Two or More Races are not reported. Please use the former race/ethnicity definitions. See the NCLB Glossary for details.

Student Achievement results are rounded to the nearest whole percent. Additional Academic Indicators and Attendance Rates are rounded to the nearest one-tenth of a percent (one decimal place).

Special formatting (99%, <1%, 'n/a') are used in this report to comply with the Family Educational Rights and Privacy Act (FERPA).

Questions regarding Part II a. of the NCLB Report Card should be directed to the Division of Performance Reporting. Contact us at 512-63-9704 or performance.reporting@doe.texas.gov. 78a8 3561.8 227901145 0 70022c78

Texas 2012 NCLB Report Card
 Part II a. - Campus Level: Comparison Between Student Achievement and the State Academic
 Expectations as Measured by Adequate Yearly Progress (AYP)*

February 1, 2013

For ZAVALA EL (227901145) AUSTIN ISD

Portions of the NCLB Report Card (Part I, Part II, etc. or prior year information) may not appear when data are not reported.

* Asian, Pacific Islander and Two or More Races are not available for indicators that use the former race/ethnicity definitions. See the Texas NCLB Glossary for details.

Student Achievement results are rounded to the nearest whole percent. Additional Academic Indicators (Graduation and Attendance Rate) are rounded to the nearest one-tenth of a percent (one decimal place).


Special formats ('*', '>99%', '<1%', 'n/a') are used in order to comply with the Family Educational Rights and Privacy Act (FERPA).

Questions regarding Part II a. of the NCLB Report Card should be directed to the Division of Performance Reporting. Contact us at (512) 463-9704 or performance.reporting@tea.state.tx.us.

Texas 2012 NCLB Report Card
Part II a. - Campus Level: Comparison Between Student Achievement and the State Academic
Expectations as Measured by Adequate Yearly Progress (AYP)*

February 1, 2013

For ZAVALA EL (227901145) AUSTIN ISD



not appear when data are not
use the former race/ethnicity
Academic Indicators (Graduation and
Educational Rights and Privacy Act
on of Performance Reporting.

Texas 2012 NCLB Report Card
Part II a. - Campus Level: Comparison Between Student Achievement and the State Academic
Expectations as Measured by Adequate Yearly Progress (AYP)*

February 1, 2013

For ZAVALA EL (227901145) AUSTIN ISD

--	--

Portions of the NCLB Report Card (Part I, Part II, etc. or prior year information) may not appear when data are not reported.

* Asian, Pacific Islander and Two or More Races are not available for indicators that use the former race/ethnicity definitions. See the Texas NCLB Glossary for details.

Student Achievement results are rounded to the nearest whole percent. Additional Academic Indicators (Graduation and Attendance Rate) are rounded to the nearest one-tenth of a percent (one decimal place).

Special formats ('*', '>99%', '<1%', 'n/a') are used in order to comply with the Family Educational Rights and Privacy Act (FERPA).

Questions regarding Part II a. of the NCLB Report Card should be directed to the Division of Performance Reporting. Contact us at (512) 463-9704 or performance.reporting@tea.state.tx.us.

Student Achievement results are rounded to the nearest whole percent. Additional Academic Indicators (Graduation and Attendance Rate) are rounded to the nearest one-tenth of a percent (one decimal place).

Special formats ('*', '>99%', '<1%', 'n/a') are used in order to comply with the Family Educational Rights and Privacy Act (FERPA).

Questions regarding Part II a. of the NCLB Report Card should be directed to the Division of Performance Reporting. Contact us at (512) 463-9704 or performance.reporting@tea.state.tx.us.

Texas 2012 NCLB Report Card
 Part II a. - Campus Level: Comparison Between Student Achievement and the State Academic Expectations as Measured by Adequate Yearly Progress (AYP)*

February 1, 2013

For ZAVALA EL (227901145) AUSTIN ISD

Portions of the NCLB Report Card (Part I, Part II, etc. or prior year information) may not appear when data are not reported.

* Asian, Pacific Islander and Two or More Races are not available for indicators that use the former race/ethnicity definitions. See the Texas NCLB Glossary for details.

Student Achievement results are rounded to the nearest whole percent. Additional Academic Indicators (Graduation and Attendance Rate) are rounded to the nearest one-tenth of a percent (one decimal place).

Special formats ('*', '>99%', '<1%', 'n/a') are used in order to comply with the Family Educational Rights and Privacy Act (FERPA).

Questions regarding Part II a. of the NCLB Report Card should be directed to the Division of Performance Reporting. Contact us at (512) 463-9704 or performance.reporting@tea.state.tx.us.

Texas 2012 NCLB Report Card
Part III - Campus Level: Information on Adequate Yearly Progress (AYP) and School Improvement
Program (SIP) for Districts and Campuses Receiving Title I, Part A funds

February 1, 2013

For ZAVALA EL (227901145) AUSTIN ISD

Portions of the NCLB Report Card (Part I, Part II, etc. or prior year information) may not appear when data are not reported.

'n/a' indicates the district or school does not receive Title I, Part A funds.

Questions regarding Part III of the NCLB Report Card should be directed to the Division of Performance Reporting. Contact us at (512) 463-9704 or performance.reporting@tea.state.tx.us.

Texas 2012 NCLB Report Card
Part IV a. - Campus Level: Professional Qualifications of All Public Elementary and Secondary
Teachers, As Defined by the State (Teacher Degree)

February 1, 2013

For ZAVALA EL (227901145) AUSTIN ISD

Portions of the NCLB Report Card (Part I, Part II, etc. or prior year information) may not appear when data are not reported.

Percent of Teachers are rounded to the nearest one-tenth of a percent (one decimal place).

Percentages reported by Teacher Degree may not sum to 100% either due to rounding or because the category 'teachers with no degree' is not reported.

A dash (-) indicates data are not reported; 'n/a' indicates that the data are not available or applicable.

Questions regarding Part IV a. of the NCLB Report Card should be directed to the Division of Educator Standards & Certification, Fingerprinting. Contact us at (512) 936-9831 or espi@tea.state.tx.us.

Portions of the NCLB Report Card (Part I, Part II, etc. or prior year information) may not appear when data are not reported.

Percent of Teachers are certified to the near (one hundred percent) level (two decimal places) (Percent of Teachers are certified to the near (one hundred percent) level (two decimal places))

A dash (-) indicates data are not reported; 'n/a' indicates that the data are not available or applicable.

Questions regarding Part IV b. of the NCLB Report Card should be directed to the Division of Educator Standards & Certification, Fingerprinting. Contact us at (512) 936-9831 or espi@tea.state.tx.us.

OTexas20. n- plicable.

For ZAVALA EL (227901145) AUSTIN ISD

Portions of the NCLB Report Card (Part I, Part II, etc. or prior year information) may not appear when data are not reported.

Percent of Classes are rounded to the nearest one-hundredth of a percent (two decimal places).

A dash (-) indicates data are not reported; 'n/a' indicates that the data are not available or applicable.

Questions regarding Part IV c. of the NCLB Report Card should be directed to the Division of Educator Standards & Certification, Fingerprinting. Contact us at (512) 936-9831 or espi@tea.state.tx.us.