


# Texas Education Agency

the minimum number of students that the State determines are necessary to be included in each of the subgroups of students for use in the accountability system. The Texas accountability minimum size criteria are 10 assessments or students for the all student group or any subgroup for every indicator.

the long-term goals and measurements of interim progress for all students and for each of the subgroups of students (not applicable to district and state report cards).







## Texas Education Agency

the methodology by which the State differentiates all such schools. Total points for each component are determined by multiplying the percentage of evaluated indicators met by the corresponding weight and rounding to one decimal place. The Closing the Gaps domain score is the sum of the total points rounded to the nearest whole number and is further used to differentiate all public schools. See the accountability manual for details. [Chapter 4-2023 Closing the Gaps Domain](#)





















# Texas Education Agency

Long-Term Goals	75%	67%	72%	80%	74%	91%	76%	78%	70%	65%	73%
Target Met	N	N	N						N	N	N
Interim Goals (2023-2027)											49%
Target Met											Y
Interim Goals (2028-2032)											51%
Target Met											Y
Interim Goals (2033-2037)											53%
Target Met											N
Long-Term Goals											55%
Target Met											N
Interim Goals (2023-2027)	90.0%	86.3%	88.1%	93.8%	87.4%	96.7%	88.3%	90.8%	86.7%	79.7%	80%
Target Met											
Interim Goals (2028-2032)	92.7%	90.2%	91.4%	95.2%	90.9%	97.1%	91.5%	93.2%	90.5%	85.8%	86%
Target Met											
Interim Goals (2033-2037)	95.4%	94.1%	94.7%	96.6%	94.4%	97.5%	94.7%	95.6%	94.3%	91.9%	92%
Target Met											
Long-Term Goals	98%	98%	98%	98%	98%	98%	98%	98%	98%	98%	98%
Target Met											

Blank cell indicates there are no data available in the group.

+ STAAR Performance and Graduation use EL(Current & Monitored), EL English Learner Language Proficiency uses EL (Current).






# Texas Education Agency







# Texas Education Agency

Incidents of threats of physical attack without a weapon	0

# Texas Education Agency

This section provides information on the professional qualifications of teachers, including information disaggregated by high- and low-poverty schools on the number and percentage of (I) inexperienced teacher, principals, and other school leaders; (II) teachers teaching with emergency or provisional credentials; and (III) teachers who are not teaching in the subject or field for which the teacher is certified or licensed.

Professional Qualifications of Teachers		
Category	Number	Percentage
Inexperienced Teachers, Principals, and Other School Leaders	5.2	15.1%
Teachers Teaching with Emergency or Provisional Credentials	1.0	3.1%
Teacher Who Are Not Teaching in the Subject or Field for Which the Teacher is Certified or Licensed	3.4	10.5%

- Indicates there are no data available in the group.


This section provides information on the per-pupil expenditures of federal, state, and local funds, including actual personnel expenditures and actual non-personnel expenditures, disaggregated by source of funds, for each school district and campus for the preceding fiscal year.

To be updated by June 30th, 2024.

This section provides information on the number and percentage of students with the most significant cognitive disabilities who take STAAR Alternate 2, by grade and subject for the 2022-23 school year.

Grade	Subject	Number of Students	Percentage of Total	Number of Students	Percentage of Total	Number of Students	Percentage of Total
Elementary							
Reading		7,391	2%	88	2%	-	-
Mathematics		7,386	2%	88	2%	-	-
Middle							
Reading		7,296	2%	103	2%	-	-
Mathematics		7,293	2%	103	2%	-	-
High School							
Reading		6,823	2%	87	2%	-	-
Mathematics		6,825	2%	87	2%	-	-
Science		6,820	2%	86	2%	-	-
Total							
Reading		6,480	2%	95	2%	-	-
Mathematics		6,481	2%	96	2%	-	-

6,481



[Solid blue header bar]											
[Solid blue header bar]								[Solid blue header bar]	[Solid blue header bar]	[Solid blue header bar]	[Solid blue header bar]
[Solid blue header bar]	[Solid blue header bar]	[Solid blue header bar]	[Solid blue header bar]	[Solid blue header bar]	[Solid blue header bar]	[Solid blue header bar]	[Solid blue header bar]	[Solid blue header bar]	[Solid blue header bar]	[Solid blue header bar]	[Solid blue header bar]

Mathematics

[Empty cell]
--------------

