

Texas Education Agency
2023 Federal Report Card
SANCHEZ EL (227901127) - AUSTIN ISD - TRAVIS COUNTY

Part (i): Description of State Accountability System

Part (i)(I)

Texas Education Agency
2023 Federal Report Card
SANCHEZ EL (227901127) - AUSTIN ISD - TRAVIS COUNTY

(bb) the methodology by which the State differentiates all such schools. Total points for each component are determined by multiplying the percentage of evaluated indicators met by the corresponding weight and rounding to one decimal place. The Closing the Gaps domain score is the sum of the total points rounded to the nearest whole number and is further used to differentiate all public schools. See the accountability manual for details. [Chapter 4-2023 Closing the Gaps Domain](#)

(cc) the methodology by which the State differentiates a school as consistently underperforming for any subgroup of students. Texas uses the








Texas Education Agency
2023 Federal Report Card
SANCHEZ EL (227901127) - AUSTIN ISD - TRAVIS COUNTY

	All Students	African American		White	American Indian	Asian	Pacific Islander	Two or More Races		CWD	
--	--------------	------------------	--	-------	-----------------	-------	------------------	-------------------	--	-----	--


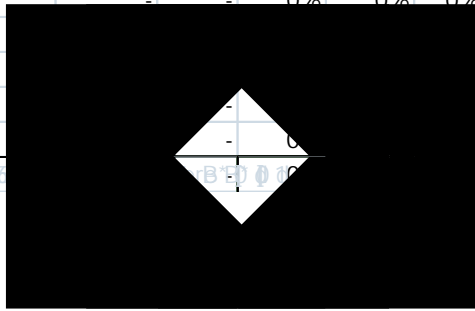
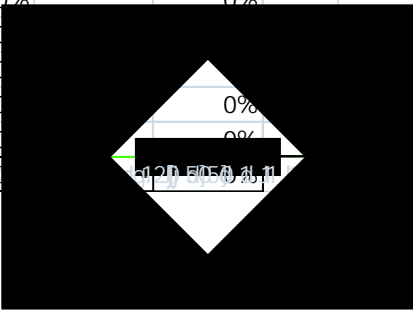
Texas Education Agency
2023 Federal Report Card
SANCHEZ EL (227901127) - AUSTIN ISD - TRAVIS COUNTY

	All Students	African American	Hispanic	White	American Indian	Asian	Pacific Islander	Two or More Races	Econ Disadv	CWD	EL
--	--------------	------------------	----------	-------	-----------------	-------	------------------	-------------------	-------------	-----	----



Texas Education Agency
2023 Federal Report Card
SANCHEZ EL (227901127) - AUSTIN ISD - TRAVIS COUNTY

		Campus	African American	Hispanic	White	American Indian	Asian	Pacific Islander	Two or More Races	Econ Disadv	Non Econ Disadv	CWD	CWOD	EL	Male	Female	Migrant
Reading	All Students	0%	*	0%	0%	-	0%	-	-	0%	0%	0%	0%	0%	0%	0%	-
	CWD	0%	*	0%	*	-	-	-	-	0%	*	0%	-	0%	0%	0%	-
	CWOD	0%	-	0%	0%	-	0%	-	-	0%	0%	-	0%	0%	0%	0%	-
	EL	0%	-	0%	-	-	0%	-	-	0%	0%	0%	0%	0%	0%	0%	-
	Male	0%	-	0%	0%	-	0%	-	-	0%	0%	0%	0%	0%	0%	-	-
	Female	0%	*	0%	*	-	*	-	-	0%	0%	0%	0%	0%	0%	-	0%
Mathematics	All Students	0%											0%	0%	0%	0%	-
	CWD	0%											-	0%	0%	0%	-
	CWOD	0%		0%									0%	0%	0%	0%	-
	EL	0%		0%									0%	0%	0%	0%	-





Texas Education Agency
2023 Federal Report Card
SANCHEZ EL (227901127) - AUSTIN ISD - TRAVIS COUNTY

		Total students	African American	Hispanic	White	Indian or Alaska Native	Asian	Pacific Islander	Two or More Races	EL	Students with Disabilities	Students with Disabilities (Section 504)
	Male	0	0	0	0	0	0	0	0	0		0
	Female	0	0	0	0	0	0	0	0	0		0
	Total	0	0	0	0	0	0	0	0	0		0
Expulsions												
With Educational Services	Male	0	0	0	0	0	0	0	0	0		0
	Female	0	0	0	0	0	0	0	0	0		0
	Total	0	0	0	0	0	0	0	0	0		0
Without Educational Services	Male	0	0	0	0	0	0	0	0	0		0
	Female	0	0	0	0	0	0	0	0	0		0
	Total	0	0	0	0	0	0	0	0	0		0
Under Zero Tolerance Policies	Male	0	0	0	0	0	0	0	0	0		0
	Female	0	0	0	0	0	0	0	0	0		0
	Total	0	0	0	0	0	0	0	0	0		0
School-Related Arrests												
	Male	0	0	0	0	0	0	0	0	0		0
	Female	0	0	0	0	0	0	0	0	0		0
	Total	0	0	0	0	0	0	0	0	0		0
Referrals to Law Enforcement												
	Male	0	0	0	0	0	0	0	0	0		0
	Female	0	0	0	0	0	0	0	0	0		1
	Total	0	0	0	0	0	0	0	0	0		1
All Students												
Chronic Absenteeism												
	Male	36	1	34	1	-8	-8	-8	-8	21	3	2
	Female	27	-8	24	2	-8	-8	-8	1	19	2	1
	Total	63	1	58	3	-8	-8	-8	1	40	5	3

	Total
Incidents of Violence	
Incidents of rape or attempted rape	0
Incidents of sexual assault (other than rape)	0
Incidents of robbery with a weapon	0
Incidents of robbery without a weapon	0
Incidents of physical attack or fight with a weapon	0
Incidents of physical attack or fight without a weapon	0
Incidents of threats of physical attack with a weapon	0

	Total
Incidents of threats of physical attack without a weapon	0
Incidents of possession of a firearm or explosive device	0
Allegations of Harassment or bullying	
On the basis of sex	0
On the basis of race	0
On the basis of disability	0
On the basis of sexual orientation	0
On 5/29/2014 11:42:00 AM 4/3/77 ng 11.0000 11.0000 11.0000 RC 0.114 w 159 13430 1200140433777 gg 10.0000 10.0000 10.0000 BB 77711399091113373374990065 (c) JEB BE 13999711490044951	

Part (viii)(II)

	State					
--	-------	--	--	--	--	--



State Level: 2022 Percentages at NAEP Achievement Levels										
			% Below Basic		% At or Above Basic		% At or Above Proficient		% At Advanced	
Grade	Subject	Student Group	TX	US	TX	US	TX	US	TX	US
	Mathematics									

State Level: 2022 NAEP Participation Rates for Students with Disabilities and English Learners			
Grade	Subject	Student Group	Rate
Grade 4	Reading	Students with Disabilities	89%
		English Learners	95%
	Mathematics	Students with Disabilities	87%
		English Learners	95%
Grade 8	Reading	Students with Disabilities	89%
		English Learners	97%
	Mathematics	Students with Disabilities	93%
		English Learners	97%

Part (xiii): Cohort Rate of Graduates Enrolled in Postsecondary Education

This section provides information on the cohort rate at which students who graduated from high school in the 2020-21 school year enrolled in a Texas public postsecondary education institution in the 2021-22 academic year in (I) programs of public postsecondary education in Texas; (II) programs of private postsecondary education in Texas; and (III) programs of postsecondary education outside Texas. (CWD: children with disability; EL: English learner)

There is no data for this campus.

Part (xiv): Additional Information - Chronic Absenteeism

This section provides information on the Chronic Absenteeism per EDFacts definition: percon ten on theconundupeco highnumbs dconKc A.31who graduin a