

Part (i): Description of State Accountability System

Texas Education Agency
 2023 Federal Report Card
 ANDERSON H S (227901009) - AUSTIN ISD - TRAVIS COUNTY

State ESSA Goals (Middle Schools)												
		All Students	African American	Hispanic	White	American Indian	Asian	Pacific Islander	Two or More Races	Econ Disadv	Special Educ	EL (Current & Former)
Academic Performance (At Meets Grade Level or Above)												
Reading/ELA	Baseline Rates	44%	32%	35%	59%	44%	74%	46%	56%	31%	19%	28%
	2022-23 through 2026-27	44%	32%	35%	59%	44%	74%	46%	56%	31%	19%	28%
	2027-28 through 2031-32	53%	43%	46%	66%	53%	78%	55%	63%	43%	33%	40%
	2032-33 through 2036-37	62%	54%	57%	73%	62%	82%	64%	70%	55%	47%	52%
	2037-38	72%	66%	68%	80%	72%	87%	73%				



Texas Education Agency
2023 Federal Report Card
ANDERSON H S (227901009) - AUSTIN ISD - TRAVIS COUNTY

Part (i)(III) the indicators used to meaningfully differentiate all public schools in the State:

- a. Academic Achievement Indicator: STAAR Performance Status (Percent at Meets Grade Level or Above)
- b. Other Academic Indicator for Non-High Schools: STAAR Growth Status
- c. Graduation Rate: Federal Graduation Status
- d. ELP Indicator: English Learner Language Proficiency Status
- e. School Quality or Student Success (SQSS) Indicators: College, Career, and Military Readiness for High Schools and K-12s; Student Achievement Domain Score: STAAR only for All Other Schools without Annual Graduates

Part (i)(IV) the State's system for meaningfully differentiating all public schools in the State, including --
(aa) the specific weight of the indicators in such differentiation

Campus Type	Indicator	Weight
Elementary and Middle Schools	Academic Achievement	30%
	Other Academic Indicator	50%
	English Learner Language Proficiency	10%
	SQSS: Student Achievement Domain Score: STAAR Component Only	10%
High Schools, K-12s, and AEAs	Academic Achievement	50%
	Federal Graduation Status or Academic Growth Status ¹	10%
	English Learner Language Proficiency	10%
	SQSS: College, Career, and Military Readiness or Student Domain Score: STAAR Component Only ²	30%

1 If Federal Graduation Status is not available, Academic Growth Status is used.

2 If College, Career, and Military Readiness is not available, Student Achievement Domain Score: STAAR Component Only is used.

Texas Education Agency
 2023 Federal Report Card
 ANDERSON H S (227901009) - AUSTIN ISD - TRAVIS COUNTY


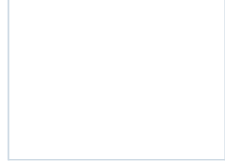
	State	District	Campus	African American	Hispanic	White	American Indian	Asian	Pacific Islander	Two or More Races	Econ Disadv																						
--	-------	----------	--------	------------------	----------	-------	-----------------	-------	------------------	-------------------	-------------	--	--	--	--	--	--	--	--	--	--	--	--	--	--	--	--	--	--	--	--	--	--





Texas Education Agency
 2023 Federal Report Card
 ANDERSON H S (227901009) - AUSTIN ISD - TRAVIS COUNTY

		State	District	Campus	African American	Hispanic	White	American Indian	Asian	Pacific Islander	Two or More Races	Econ Disadv	Non Econ Disadv	CWD	CWOD	EL	Male	Female	Migrant	Homeless	Foster Care	Military
Reading	All Students	76%	72%	83%	70%	70%	91%	*	91%	*	93%											



Texas Education Agency
 2023 Federal Report Card
 ANDERSON H S (227901009) - AUSTIN ISD - TRAVIS COUNTY

	State	District	Campus	African American	Hispanic	White	American Indian	Asian	Pacific Islander	Two or More Races	Econ Disadv	Non Econ Disadv	CWD	CWOD	EL	Male	Female	Migrant	Homeless	Foster Care	Military

Texas Education Agency
 2023 Federal Report Card
 ANDERSON H S (227901009) - AUSTIN ISD - TRAVIS COUNTY


This section provides information on the other indicators of school quality or student success, which is college, career and military readiness (CCMR) for high schools and average performance rate of the three STAAR performance levels of all students, regardless of whether they were in the accountability subset, for elementary and secondary schools without a graduation rate. (CWD: children with disability; EL: English learner)

	All Students	African American	Hispanic	White	American Indian	Asian	Pacific Islander	Two or More Races	Econ Disadv	CWD	EL
Student Success (Student											

Texas Education Agency
 2023 Federal Report Card
 ANDERSON H S (227901009) - AUSTIN ISD - TRAVIS COUNTY

	All Students	African American	Hispanic	White	American Indian	Asian	Pacific Islander	Two or More Races	Econ Disadv	CWD	EL +
Target Met	N	N	N	N		N		N	N	N	N

English Learner Language Proficiency Stat14 re B* 0 d 1 J1 j 0 d 0 J 613.44 499.53 0.28 43.77 re B* 0 d 1 J1 j.53 0.28 43.77 re B* 0 d 1 J1 j.53 0.28 43.77



2023 Federal Report Card
 ANDERSON H S (227901009) - AUSTIN ISD - TRAVIS COUNTY

		Campus	African American	Hispanic	White	American Indian	Asian	Pacific Islander	Two or More Races	Econ Disadv	Non Econ Disadv	CWD	CWOD	EL	Male	Female	Migrant
Reading	5% male	3%	3%	5%	1%	*	5%	*%	6%	6%	1%	4%	3%	1%	-	3%	-

Texas Education Agency
2023 Federal Report Card
ANDERSON H S (227901009) - AUSTIN ISD - TRAVIS COUNTY

	Total students	African American	Hispanic	White	Indian or Alaska Native	Asian	Pacific Islander	Two or More Races		
--	----------------	------------------	----------	-------	-------------------------	-------	------------------	-------------------	--	--

Texas Education Agency
2023 Federal Report Card
ANDERSON H S (227901009) - AUSTIN ISD - TRAVIS COUNTY

	Total students	African American	Hispanic	White	Indian or Alaska						
--	----------------	------------------	----------	-------	------------------	--	--	--	--	--	--



State Level: 2022 NAEP Participation Rates for Students with Disabilities and English Learners			
Grade	Subject	Student Group	Rate
Grade 4	Mathematics	Students with Disabilities	87%
		English Learners	95%
Grade 8	Reading	Students with Disabilities	89%
		English Learners	97%
	Mathematics	Students with Disabilities	93%
		English Learners	97%

Part (xiii): Cohort Rate of Graduates Enrolled in Postsecondary Education

This section provides information on the cohort rate at which students who graduated from high school in the 2020-21 school year enrolled in a Texas public postsecondary education institution in the 2021-22 academic year in (I) programs of public postsecondary education in Texas; (II) programs of private postsecondary education in Texas; and (III) programs of postsecondary education outside Texas. (CWD: children with disability;