

Texas Education Agency
2022 Federal Report Card
ALLISON EL (227901101) - AUSTIN ISD - TRAVIS COUNTY

Part (i)(III) the indicators used to meaningfully differentiate all public schools in the State:

- a. Academic Achievement Indicator: STAAR Performance Status (Percent at Meets Grade Level or Above)
- b. Other Academic Indicator for Non-High Schools: STAAR Growth Status
- c. Graduation Rate: Federal Graduation Status
- d. ELP Indicator: English Learner Language Proficiency Status
- e. School Quality or Student Success (SQSS) Indicators: College, Career, and Military Readiness for High Schools and K-12 Student Achievement Domain Score: STAAR only for All Other Schools without Annual Graduates

Part (i)(IV) the State's system for meaningfully differentiating all public schools in the State, including --
(aa) the specific weight of the indicators in such differentiation

Campus Type	Indicator	Weight
Elementary and Middle Schools	Academic Achievement	30%
	Other Academic Indicator	50%
	English Learner Language Proficiency	10%
	SQSS: Student Achievement Domain Score: STAAR Component Only	10%
High Schools and K-12s, AEAs, and Districts	Academic Achievement	50%
	Federal Graduation Status or Academic Growth Status ¹	10%
	English Learner Language Proficiency	10%
	SQSS: College, Career, and Military Readiness or Student Domain Score: STAAR Component Only ²	30%

¹ If Federal Graduation Status is not available, Academic Growth Status is used.

² If College, Career, and Military Readiness is not available, Student Achievement Domain Score: STAAR Component Only is used.


Texas Education Agency
2022 Federal Report Card
ALLISON EL (227901101) - AUSTIN ISD - TRAVIS COUNTY

(bb) the methodology by which the State differentiates all such schools. A weighted average of the accountability indicators will be computed from the number of items meeting targets divided by the number of items evaluated. The weighted average will be scaled to grades A (90-100), B (80-89), C (70-79), D (60-69), and F (0-59) and further used to differentiate all public schools.
<https://tea.texas.gov/sites/default/files/chapter-4-2022-closing-the-gaps-domain.pdf>

(cc) the methodology by which the State differentiates a school as consistently underperforming for any subgroup of students. TEA uses the Closing the Gaps domain to identify campuses that have consistently underperforming student groups. A student group that misses the targets in at least the same three indicators, for three consecutive years, is considered consistently underperforming. Any campus not identified for comprehensive support and improvement (CSI) that has at least one consistently underperforming student group is identified for targeted support

Texas Education Agency
 2022 Federal Report Card
 ALLISON EL (227901101) - AUSTIN ISD - TRAVIS COUNTY

	State	District	Campus	African American	Hispanic	White	American Indian	Asian	Pacific Islander	Two or More Races	Econ Disadv	Non Econ Disadv	CWD	CWOD	EL	Male	Female	Migrant			
--	-------	----------	--------	------------------	----------	-------	-----------------	-------	------------------	-------------------	-------------	-----------------	-----	------	----	------	--------	---------	--	--	--







Texas Education Agency
2022 Federal Report Card
ALLISON EL (227901101) - AUSTIN ISD - TRAVIS COUNTY

		State	District	Campus	African American	Hispanic	White	American Indian	Asian	Pacific Islander	Two or More Races	Econ Disadv	Non Econ Disadv	CWD	CWOD	EL	Male	Female	Migrant	Homeless	Foster Care	Military	
Mathematics	Female	71%	67%	59%	*	60%	*	-	*	-	*	59%	50%	40%	63%	61%	75%	-	59%	-	*	-	-
Science	All Students	74%	73%	48%	-	49%	*	-	*	-	-	48%	*	57%	43%	41%	42%	54%	-	-	-	-	-
	CWD	47%	47%	57%	-	57%	-	-	-	-	-	55%	*	57%	-	50%	57%	57%	-	-	-	-	-
	CWOD	78%	78%	43%	-	44%	*	-	*	-	-	46%	-	-	43%	37%	37%	50%	-	-	-	-	-
	EL	58%	51%	41%	-	44%	-	-	*	-	-	38%	*	50%	37%	41%	43%	38%	-	-	-	-	-
	Male	74%	74%	42%	-	44%	-	-	*	-	-	39%	*	57%	37%	43%	42%	-	-	-	-	-	-
Female	75%																						

Grade Level or

Texas Education Agency
2022 Federal Report Card
ALLISON EL (227901101) - AUSTIN ISD - TRAVIS COUNTY

	All Students	African American	Hispanic	White	American Indian	Asian	Pacific Islander	Two or More Races	Econ Disadv	CWD	EL
Academic Growth Score											
Reading											
All Students	89	*	88	*	-	*	-	-	89	81	85
CWD	81	*	80	-	-	-	-	-	84	81	79
CWOD	92	-	91	*	-	*	-	-	91	-	86
EL •	85	-	84	-	-	*	-	-	86	79	85
Male	90	*	89	*	-	*	-	-	91	75	86
Female	88	-	87	*	-	*	-	-	87	93	83
Mathematics											
All Students	86	*	85	*	-	*	-	-	86	78	83
CWD	78	*	77	-	-	-	-	-	81	78	50
CWOD	89	-	88	*	-	*	-	-	88	-	89
EL •	83	-	82	-	-	*	-	-	83	50	83
Male	90	*	90	*	-	*	-	-	91	93	88
Female	79	-	78	*	-	*	-	-	79	56	77

- Indicates there are no students in the group.

* Indicates results are masked due to small numbers to protect student confidentiality.

Texas Education Agency
2022 Federal Report Card
ALLISON EL (227901101) - AUSTIN ISD - TRAVIS COUNTY

- Indicates there are no students in the group.
- * Indicates results are masked due to small numbers to protect student confidentiality.
- Ever in grades 9-12.

Part (iv): English Language Proficiency

This section provides information on the number and percentage of English learners achieving English language proficiency based on the 2022 TELPAS (Texas English Language Proficiency Assessment System) data. (EL: English learner)

Total EL in Class	Proficiency of EL	Rate of Proficiency
139	9	6%

- Indicates there are no students in the group.
- * Indicates results are masked due to small numbers to protect student confidentiality.
- Indicates data reporting does not meet for Minimum Size.

Part (v): School Quality or Student Success (SQSS)

This section provides information on the other indicators of school quality or student success, which is college, career and military readiness (CCMR) for high schools and average performance rate of the three STAAR performance levels of all students, regardless of whether they were in the accountability subset, for elementary and secondary schools without a graduation rate. (CWD: children with disability; EL: English learner)

	All Students	African American	Hispanic	White	American Indian	Asian					

Texas Education Agency
2022 Federal Report Card
ALLISON EL (227901101) - AUSTIN ISD - TRAVIS COUNTY



	All Students	African American	Hispanic	White	American Indian	Asian	Pacific Islander	Two or More Races	Econ Disadv	CWD	EL +
STAAR Performance Status											
Reading											
Interim Goals (2018-2022)	44%	32%	37%	60%	43%	74%	45%	56%	33%	19%	29%
Target Met	N		Y						Y	Y	Y
Interim Goals (2023-2027)	52%	42%	46%	66%	51%	78%	53%	62%	43%	31%	39%
Target Met	N		N						N	Y	N
Interim Goals (2028-2032)	62%	54%	58%	73%	62%	82%	63%	70%	55%	45%	52%
Target Met	N		N						N	N	N
Long-Term Goals	72%	66%	69%	80%	72%	87%	73%	78%	67%	60%	65%
Target Met	N		N						N	N	N
Mathematics											
Interim Goals (2018-2022)	46%	31%	40%	59%	45%	82%	50%	54%	36%	23%	40%
Target Met	N		N						N	Y	N
Interim Goals (2023-2027)	54%	41%	49%	65%	53%	85%	57%	61%	45%	34%	49%
Target Met	N		N						N	N	N
Interim Goals (2028-2032)	63%	54%	59%	73%	63%	88%	66%	69%	57%	48%	59%
Target Met	N		N						N	N	N
Long-Term Goals	73%	66%	70%	80%	73%	91%	75%	77%	68%	62%	70%
Target Met	N		N						N	N	N
English Learner Language Proficiency Status											
Interim Goals (2018-2022)											36%
Target Met											N
Interim Goals (2023-2027)											38%
Target Met											N
Interim Goals (2028-2032)											40%
Target Met											N
Long-Term Goals											40%
Target Met											N
Federal Graduation Status€											
Interim Goals (2018-2022)	90%	90%	90%	90%	90%	90%	90%	90%	90%	90%	90%
Target Met											
Interim Goals (2023-2027)	92%	92%	92%	92%	92%	92%	92%	92%	92%	92%	92%
Target Met											
Interim Goals (2028-2032)	94%	94%	94%	94%	94%	94%	94%	94%	94%	94%	94%
Target Met											

Texas Education Agency
2022 Federal Report Card
ALLISON EL (227901101) - AUSTIN ISD - TRAVIS COUNTY

	All Students	African American	Hispanic	White	American Indian	Asian					
--	--------------	------------------	----------	-------	-----------------	-------	--	--	--	--	--

Texas Education Agency
 2022 Federal Report Card
 ALLISON EL (227901101) - AUSTIN ISD - TRAVIS COUNTY

		Total students	African American	Hispanic	White	Indian or Alaska Native	Asian	Pacific Islander	Two or More Races	EL	Students with Disabilities	Students with Disabilities (Section 504)
Under Zero Tolerance Policies	Male	0	0	0	0	0	0	0	0	0		
	Female	0	0	0	0	0	0	0	0	0		
	Total	0	0	0	0	0	0	0	0	0		



Texas Education Agency
 2022 Federal Report Card
 ALLISON EL (227901101) - AUSTIN ISD - TRAVIS COUNTY

		Total students	African American	Hispanic	White	Indian or Alaska Native	Asian	Pacific Islander	Two or More Races	EL	Students with Disabilities	Students with Disabilities (Section 504)
	Male	0	0	0	0	0	0	0	0	0		0
	Female	0	0	0	0	0	0	0	0	0		0
	Total	0	0	0	0	0	0	0	0	0		0
Referrals to Law Enforcement												
	Male											

Texas Education Agency
2022 Federal Report Card
ALLISON EL (227901101) - AUSTIN ISD - TRAVIS COUNTY

		Total students	African American	Hispanic	White	Indian or Alaska Native	Asian	Pacific Islander	Two or More Races	EL	Students with Disabilities
Preschool Programs											
	Male	31	0	30	1	0	0	0	0	18	3
	Female	25	0	25	0	0	0	0	0	17	0
	Total	56	0	55	1	0	0	0	0	35	3
Accelerated Coursework											
	Advanced Placement Courses	Male	-9	-9	-9						

-9

State Level: 2019 Percentages at NAEP Achievement Levels

			% Below Basic		% At or Above Basic		% At or Above Proficient		% At Advanced	
Grade	Subject	Student Group	TX	US	TX	US	TX	US	TX	US
Grade 8	Reading	English Language Learners	53	68	47	32	10	5	n/a	n/a
	Mathematics	Overall	39	38	61	62	24	26	5	7
		Black	54	62	46	38	11	9	2	1
		Hispanic	46	51	54	49	16	14	2	2
		White	28	26	72	74	36	35	8	9
		American Indian	*	55	*	45	*	13	*	2
		Asian	10	10	90	86	0.57	0.58	0.27	0.27

P0.000 0.00 d 1 J1 j 0.000 R Isl:0 j 405.6m 13.1 re B* 0 d 1 J1 j 0.000 0.000 0.000 rg 0.000 0.000 0.1 J1 j16.27 0 0.808 .

There is no data for this campus.

Part (xiv): Additional Information - Chronic Absenteeism

This section provides information on the Chronic Absenteeism per EDFacts definition: percent of unduplicated number of K - 12 students enrolled in a school for at least 10 days and absent for 10% or more days during the 2020-21 school year. (CWD: children with disability; EL: English learner)

	All Students	African American	Hispanic	White	American Indian	Asian	Pacific Islander	Two or More Races	Econ Disadv	CWD	EL
Chronic Absenteeism Rate	27%	50%	27%	*	-	*	-	-	28%	25%	5%