

Texas Education Agency
2021 Federal Report Card
KIKER EL (227901180) - AUSTIN ISD - TRAVIS COUNTY

Part (i): Description of State Accountability System

Part (i)(I) the minimum number of students that the State determines are necessary to be included in each of the subgroups of students for use in the accountability system;

Part (i)(II) the long-term goals and measurements of interim progress for all students and for each of the subgroups of students;

Part (i)(III)





Texas Education Agency
 2021 Federal Report Card
 KIKER EL (227901180) - AUSTIN ISD - TRAVIS COUNTY

		State	District	Campus	African American	Hispanic	White	American Indian	Asian	Pacific Islander	Two or More Races	Econ Disadv	Non Econ Disadv	CWD	CWOD	EL	Male	Female	Migrant	Homeless	Foster Care	Military
Reading	All Students	44%	46%	73%																		




Texas Education Agency
2021 Federal Report Card
KIKER EL (227901180) - AUSTIN ISD - TRAVIS COUNTY

		State	District	Campus	African American	Hispanic	White	American Indian	Asian	Pacific Islander	Two or More Races	Econ Disadv	Non Econ Disadv	CWD	CWOD	EL	Male	Female	Migrant	Homeless	Foster Care	Military
Science	All Students	19%	18%	25%	*	8%	23%	-	67%	-	*	0%	27%	0%	27%	*	25%	25%	-	-	-	-
	CWD	8%	8%	0%	*	*	*	-	-	-	-	*	*	0%	-	-	*	*	-	-	-	-
	CWOD	20%	20%	27%	*	8%	25%	-	67%	-	*	*	29%	-	27%	*	26%	28%	-	-	-	-
	EL	4%	3%	*	-	-	*	-	*	-	-	-	*	-	*	*	*	*	-	-	-	-
	Male	20%	19%	25%	-	11%	24%	-	60%	-	*	*	26%	*	26%	*	25%	-	-	-	-	-

Texas Education Agency
2021 Federal Report Card
KIKER EL (227901180) - AUSTIN ISD - TRAVIS COUNTY

Part (v): School Quality or Student Success (SQSS)

This section provides information on school quality or student success, which is college, career and military readiness (CCMR) for high schools and average performance rate of the three STAAR performance levels of all students, regardless of whether they were in the accountability subset, for elementary and secondary schools without a graduation rate. (CWD: children with disability; EL: English learner)

The table content is redacted with a solid blue bar across the top and two light beige bars below it, obscuring all data.



Texas Education Agency
2021 Federal Report Card
KIKER EL (227901180) - AUSTIN ISD - TRAVIS COUNTY

		Campus	African American	Hispanic	White	American Indian	Asian	Pacific Islander	Two or More Races	Econ Disadv	Non Econ Disadv	CWD	CWOD	EL	Male	Female	Migrant
Mathematics	All Students	35%	43%	47%	35%	*	22%	-	32%	41%	35%	43%	35%	18%	37%	34%	-
	CWD	43%	*	37%	48%	*	-	-	*	*	45%	43%	-	*	48%	35%	-
	CWOD	35%	60%	48%	33%	-	22%	-	29%	43%	34%	-	35%	19%	36%	34%	-
	EL	18%	-	*	0%	*	33%	-	*	*	20%	*	19%	18%	21%	*	-
	Male	37%	*	46%	35%	*	28%	-	44%	11%	39%	48%	36%	21%	37%	-	-
	Female	34%	*	47%	34%	-	18%	-	20%	52%	31%	35%	34%	*	-	34%	-
Science	All Students	46%	*	41%	46%	-	40%	-	80%	50%	45%	58%	44%	*	43%	48%	-
	CWD	58%	*	*	67%	-	-	-	*	*	60%	58%	-	-	60%	57%	-
	CWOD	44%	*	43%	44%	-	40%	-	*	50%	44%	-	44%	*	41%	47%	-
	EL	*	-	-	*	-	*	-	-	-	*	-	*	*	*	*	-
	Male	43%	*	36%	43%	-	37%	-	*	*	44%	60%	41%	*	43%	-	-
	Female	48%	*	50%	49%	-	43%	-	*	56%	47%	57%	47%	*	-	48%	-
SAT/ACT All Subjects	All Students	-	-	-	-	-	-	-	-	-	-	-	-	-	-	-	-
	CWD	-	-	-	-	-	-	-	-	-	-	-	-	-	-	-	-
	CWOD	-	-	-	-	-	-	-	-	-	-	-	-	-	-	-	-
	EL	-	-	-	-	-	-	-	-	-	-	-	-	-	-	-	-
	Male	-	-	-	-	-	-	-	-	-	-	-	-	-	-	-	-
	Female	-	-	-	-	-	-	-	-	-	-	-	-	-	-	-	-

- Indicates there are no students in the group.




* Indicates results are masked due to small numbers to protect student confidentiality.

Part (viii): Civil Rights Data

Part (viii)(I) This section provides information from the 2017-18 CRDC surveys, submitted by school(s) /TT4 9.091.64 0.7 0 j 40.6 0.14 re B* 1 d 1 J j 0.000 0.00

Texas Education Agency
2021 Federal Report Card
KIKER EL (227901180) - AUSTIN ISD - TRAVIS COUNTY

	Total students	African American	Hispanic	White	Indian or Alaska Native	Asian	Pacific	Pacific
--	----------------	------------------	----------	-------	-------------------------	-------	---------	---------



Texas Education Agency
2021 Federal Report Card
KIKER EL (227901180) - AUSTIN ISD - TRAVIS COUNTY

		Total students	African American	Hispanic	White	Indian or Alaska Native	Asian	Pacific Islander	Two or More Races	EL	Students with Disabilities	Students with Disabilities (Section 504)
With Educational Services	Male	0	0	0	0	0	0	0	0	0		0
	Female	0	0	0	0	0	0	0	0	0		0
	Total	0	0	0	0	0	0	0	0	0		0
Without Educational Services	Male	0	0	0	0	0	0	0	0	0		0
	Female	0	0	0	0	0	0	0	0	0		0
	Total	0	0	0	0	0	0	0	0	0		0
Under Zero Tolerance Policies	Male	0	0	0	0	0	0	0	0	0		0
	Female	0	0	0	0	0	0	0	0	0		0
	Total	0	0	0	0	0	0	0	0	0		0
School-Related Arrests												
	Male	0	0	0	0	0	0	0	0	0		0
	Female	0	0	0	0	0	0	0	0	0		0
	Total	0	0	0	0	0	0	0	0	0		0
Referrals to Law Enforcement												
	Male	0	0	0	0	0	0	0	0	0		0
	Female	0	0	0	0	0	0	0	0	0		0
	Total	0	0	0	0	0	0	0	0	0		0
All Students												
Chronic Absenteeism												
	Male	12	-8	-8	8	-8	2	-8	2	2	3	-8
	Female	25	1	5	18	-8	1	-8	-8	2	3	-8
	Total	37	1	5	26	-8	3	-8	2	4	6	-8

	Total
Incidents of Violence	
Incidents of rape or attempted rape	0
Incidents of sexual assault (other than rape)	0
Incidents of robbery with a weapon	0
Incidents of robbery with a firearm or explosive device	0
Incidents of robbery without a weapon	0
Incidents of physical attack or fight with a weapon	0
Incidents of physical attack or fight with a firearm or explosive device	0
Incidents of physical attack or fight without a weapon	0
Incidents of threats of physical attack with a weapon	0
Incidents of threats of physical attack with a firearm or explosive device	0
Incidents of threats of physical attack without a weapon	0

Texas Education Agency
 2021 Federal Report Card
 REL (227901180) - AUSTIN ISD - TRAVIS COUNTY

Low Poverty School		
	All School	
	Number	Percent
Inexperienced Teachers, Principals, and Other School Leaders	8.9	15.7%
Teachers Teaching with Emergency or Provisional Credentials	0.0	-
Teacher Who Are Not Teaching in the Subject or Field for Which the Teacher is Certified or Licensed	1.8	3.3%

- Indicates there are no data available in the group.
 Blank cell indicates there are no data available in the group.

Part (x): Per-pupil Expenditure


This section provides information on the per-pupil expenditures of federal, state, and local funds, including actual personnel expenditures and actual non-personnel expenditures, disaggregated by source of funds, for each school district and campus for the 2020-21 fiscal year.

To be updated by June 30th, 2022.

Part (xi): STAAR Alternate 2 Participation

This section provides information on the number and percentage of students with the most significant cognitive disabilities who take STAAR Alternate 2, by grade and subject for the 2020-21 school year.

	State Number of ALT2	State Rate Rate



	State Number of ALT2	State Rate of ALT2	District Number of ALT2	District Rate of ALT2	Campus Number of ALT2	Campus Rate of ALT2
--	----------------------------	-----------------------------	-------------------------------	-----------------------------	-----------------------------	---------------------------



State Level:
2019 NAEP Participation Rates for Students with
Disabilities and English Learners

Grade	Subject	Student Group	Rate
Grade 8	Reading		