


Texas Education Agency
2021 Federal Report Card
ANDERSON H S (227901009) - AUSTIN ISD - TRAVIS COUNTY





Texas Education Agency
 2021 Federal Report Card
 ANDERSON H S (227901009) - AUSTIN ISD - TRAVIS COUNTY

				African American	Hispanic	White	American Indian	Asian	Pacific					
	State	District	Campus											

Texas Education Agency
 2021 Federal Report Card
 ANDERSON H S (227901009) - AUSTIN ISD - TRAVIS COUNTY

Total EL in Class	Proficiency of EL	Rate of Proficiency
38	11	29%




- Indicates there are no students in the group.
- * Indicates results are masked due to small numbers to protect student confidentiality.
- € Indicates data reporting does not meet for Minimum Size.

Part (v): School Quality or Student Success (SQSS)

This section provides information on school quality or student success, which is college, career and military readiness (CCMR) for high schools and average performance rate of the three STAAR performance levels of all students, regardless of whether they were in the accountability subset, for elementary and secondary schools without a graduation rate. (CWD: children with disability; EL: English learner)

Texas Education Agency
 2021 Federal Report Card
 ANDERSON H S (227901009) - AUSTIN ISD - TRAVIS COUNTY

	Campus	African American	Hispanic	White	American Indian	Asian	Pacific Islander	Two or More Races	Econ Disadv	Non Econ Disadv	CWD	
--	--------	------------------	----------	-------	-----------------	-------	------------------	-------------------	-------------	-----------------	-----	--



Texas Education Agency
 2021 Federal Report Card
 ANDERSON H S (227901009) - AUSTIN ISD - TRAVIS COUNTY

	Total
Incidents of physical attack or fight without a weapon	32
Incidents of threats of physical attack with a weapon	1
Incidents of threats of physical attack with a firearm or explosive device	0
Incidents of threats of physical attack without a weapon	17
Incidents of possession of a firearm or explosive device	0
Allegations of Harassment or bullying	
On the basis of sex	3
On the basis of race	1
On the basis of disability	1
On the basis of sexual orientation	0
On the basis of religion	

Texas Education Agency
2021 Federal Report Card
ANDERSON H S (227901009) - AUSTIN ISD - TRAVIS COUNTY

Part (ix): Teacher Quality Data

This section provides information on the professional qualifications of teachers, including information disaggregated by high- and low-poverty schools on the number and percentage of (I) inexperienced teacher, principals, and other school leaders; (II) teachers teaching with emergency or provisional credentials; and (III) teachers who are not teaching in the subject or field for which the teacher is certified or licensed.



92

12

State Level: 2019 Percentages at NAEP Achievement Levels										
Grade	Subject	Student Group	% Below Basic		% At or Above Basic		% At or Above Proficient		% At Advanced	
			TX	US	TX	US	TX	US	TX	US
Grade 4	Mathematics	Overall	16	19	84	81	44	41	9	9
		Black	24	35	76	65	32	20	3	2
		Hispanic	19	27	81	73	35	28	4	3
		White	8	11	92	89	59	52	16	12
		American Indian	*	3359						

State Level:
 2019 NAEP Participation Rates for Students with Disabilities and English Learners

Grade	Subject	Student Group	Rate
Grade 4	Reading	Students with Disabilities	77%
		English Learners	94%
	Mathematics	Students with Disabilities	79%
		English Learners	97%
Grade 8	Reading	Students with Disabilities	83%
		English Learners	96%
	Mathematics	Students with Disabilities	88%
		English Learners	94%